



## Price List Built-In Appliances



Rediscover the joy of cooking!



## Table of Contents

Range Series	8	CombiSets™	92
Ovens	36	Ventilation Hoods	100
Speed Ovens	46	Coffee Systems	120
Steam Ovens	54	Refrigeration and Wine Storage	128
Combi-Steam Ovens	60	Dishwashers	154
Microwave Ovens	68	Laundry	174
Warming Drawers	72	Care Collection	190
Vacuum Sealing Drawers	77	Trim Kits	197
Cooktops	78	Handles	199









# Welcome to Miele

## IMMER BESSER (forever better) – our pledge

When our two great grandfathers were in the process of founding the Miele company, they had to make sure they stood apart from the competition in order to be successful. There are effectively only two ways of doing this: either by being cheaper than the rest or by being better than the rest. It is not really possible to be both at the same time.

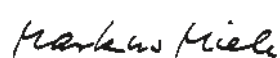
They decided to be “better” than the rest.

Numerous best in class awards and certificates attest to the fact that Miele has continued to renew its commitment to being “immer besser” throughout the past 120 years. However, the millions of satisfied customers around the world are perhaps the most important endorsement.

At the heart of this success lies a continuity of values and goals which are typically only found in companies which have been family-run for generations, rather than in businesses which are guided by the often short-term interests of the stock market.

It is in this sense that Miele has embodied first-class product quality and German engineering since 1899. Miele also stands in equal measure for respect, fairness and mutual esteem towards sales partners, customers, suppliers, employees and neighbors. Buying a Miele is an environmentally friendly decision. We ensure this by using methods of production that save resources as well by producing products which set new standards in terms of their consumption of electricity, water and detergent – and save you money at the same time.\*

As directors and co-proprietors of the fourth generation of our business we promise you that this will not change.



Dr. Markus Miele



Dr. Reinhard Zinkann

\* Please visit [www.miele-sustainability.com](http://www.miele-sustainability.com) for more information on our efforts and guiding principles

# IMMER BESSER

## Our Brand Promise



### Many Good Reasons For Choosing Miele

Here are just six of them.

Since the company was founded in 1899, Miele has remained true to its 'Immer Besser' brand promise. This means that we will do all that we can to be 'forever better' than our competitors and 'forever better' than we already are. For our customers this means the peace of mind of knowing that choosing Miele is a good decision – and probably the decision of a lifetime!



### The Miele Brand

In many countries, Miele is the most desired brand in its field. In its German home market, Miele was even voted 'best brand ever' in 2013 across all product branches. And the ownership of products from such a brand reveals much about its users: Miele customers have high expectations for the performance, convenience, design and the environmental friendliness of their domestic appliances. People who buy Miele are quality conscious and have style!



### **Miele Quality**

For more than 100 years it has been a proven adage that you can trust Miele and rely on our appliances. We are the only manufacturer in our branch of industry to test products such as our washing machines, tumble dryers, dishwashers and ovens to the equivalent of 20 years of use. Once a Miele, always a Miele: Miele customers around the world remain loyal to Miele and recommend Miele to others. Looking to the future, we promise not to entertain any compromises when it comes to quality and durability!



### **Miele Technology**

Miele stands for excellent results combined with the lowest possible energy consumption. This goes for the hygienic and gentle care of your laundry, your flooring and your dishware as well as when conjuring up exquisite culinary delights. The key to this is a wealth of innovative features available only from Miele. This is borne out by numerous first places in leading product tests conducted around the world.



### **Miele Convenience**

Whether conventional rotary dial, discreet sensor controls or a high-resolution touch display like the one on your smartphone: operating a Miele is both easy and fun. Add to this a multitude of convenient and reliable automatic programs and a great love of detail - success is guaranteed. Make life easier for yourself with Miele!



### **Miele Design**

Miele believes in clean lines and timeless elegance. Nowhere else will you find such a comparable range of built-in kitchen appliances, with consistency in design lines and color options, to suit the most diverse of interior designs and kitchen furniture fronts. Great care is taken to coordinate appliance design across the range. Whatever the style of your kitchen: Miele is the perfect match.



### **Miele Service**

Miele customers enjoy complete peace of mind: thanks to our fast and efficient after-sales service operation. All designed to ensure you get the most out of your products... from day one!






# Range Highlights

## Exclusive Features For Gourmet Results

### Moisture Plus

Each type of food has its own specific properties. Knowing them and making the most of them is the true art of cooking. In the past, bakers held the monopoly on preparing the perfect bread and rolls. Now you can too, in a Miele Range with Moisture plus. Increasing the humidity in the oven optimizes the cooking of a variety of foods: soft bread with a shiny, appetizing crust; dinner rolls and croissants as if from the local baker; succulent, tender meat with a nicely browned crust, perfect casseroles, delicious pastries and so much more.



### Wireless Precision Probe

Our new and improved Wireless Precision Probe requires no supervision: featuring multiple sensors, the countdown indicator provides correct-to-the-minute information on how long a program still has to run. With a wireless connection, the roast probe is extremely safe to use as you can insert the probe outside of the oven.

### ComfortSwivel Handle

An ergonomic feature, the swiveling handle moves easily with your wrist and body to comfortably open and close the door.

### Speed Heat

The All Gas Range open-floor-concept allows for constant airflow which leads to faster and more even heat distribution; resulting in quick preheat times, powerful bake and broil elements. The infrared ceramic broil burner locks in juices while searing meats, poultry and fish to perfection.

### MasterChef and MasterChef Plus Automatic Programs

Found in the Gourmet Center, Miele guides you through over 100 easy-to-use programs, from baked goods to fish and more. MasterChef Plus Automatic Programs include 15 bread programs, guiding you to the correct operating mode, temperature, time and integration of Moisture plus to create the perfect bread at home.

### Self Clean Oven and Self Clean Ready Accessories

During the cooking process, grease residue is continually broken down, helping to keep the oven and cooking accessories clean.

# Ranges

## Product Overview



Model number	HR 1421 E	HR 1622-2 i	HR 1124
<b>Overview</b>			
Width	30"	30"	30"
Fuel type	Electric	Induction	All Gas
G/LP	—/—	—/—	●/●
208 V/240 V	●/●	●/●	—/—
Convection Oven/Speed Oven/Warming Drawer	●/—/—	●/—/—	●/—/—
<b>Design</b>			
Controls	DirectSelect	M Touch	DirectSelect
Number of cooking zones	4	4	4
Precision knobs/Backlit/ComfortLift panel	●/—/—	●/●/●	●/—/—
Comfort handle/ComfortSwivel handle/CleanTouch Steel™ front	●/—/●	—/●/●	●/—/●
<b>Rangetop features</b>			
EasyClean Ceran surface/Variable cooking zones/Residual heat indicator/Auto heat-up	●/3/4/—	●/4/4/●	—/—/—/—
Booster/TwinBooster/Keeping warm function	—/—/—	4/2/4	—/—/—
ComfortClean dishwasher-safe grates	—	—	●
M Pro dual stacked burner system with TrueSimmer/Re-ignition	—/—	—/—	●/●
M Pro infrared grill (max. 19,000 BTU)/M Pro infrared griddle (max. 13,000 BTU)	—/—	—/—	—/—
Position/Type	Front left/Variable zone	Front left/TwinBooster	Front left
Burner output	2,300 W – 3,100 W	2,700 W – 3,850 W	max. 19,500 BTU
Position/Type	Rear left/Single zone	Rear left/Booster	Rear left
Burner output	1,200 W	1,450 W – 2,300 W	max. 12,500 BTU
Position/Type	Front right/Variable zone	Front right/Booster	Front right
Burner output	1,100 W – 2,400 W	1,950 W – 3,100 W	max. 19,500 BTU
Position/Type	Rear right/Variable zone	Rear right/TwinBooster	Rear right
Burner output	700 W – 1,800 W	2,400 W – 3,850 W	max. 19,500 BTU
Position/Type	—/—	—/—	—/—
Burner output	—	—	—
Position/Type	—/—	—/—	—/—
Burner output	—	—	—
Position/Type	—/—	—/—	—/—
Burner output	—	—	—
Position/Type	—/—	—/—	—/—
Burner output	—	—	—
<b>Oven features</b>			
<b>Convenience features</b>			
Self Clean oven/Self Clean ready accessories	●/●	●/●	●/●
Soft Open/Soft Close/Favorites/Individual settings	●/●/—/●	●/●/20/●	●/●/—/●
Wireless Precision Probe/Crisp function	—/—	●/●	—/—
<b>Operating modes</b>			
Convection Bake/Intensive/Gentle Bake	●/—/—	●/●/●	●/—/—
Surround/Browning/Bake/Moisture plus (plumbed only)	●/—/●/—	●/●/●/●	—/—/●/—
MasterChef automatic program/MasterChef Plus automatic program	—/—	over 100/15	—/—
Broil/Maxi Broil/Convection Broil/Convection Roast/Auto Roast	●/—/●/—/—	●/●/●/●/●	●/—/●/—/—
Special modes (Defrost/Slow Roast/Reheat/Proof/Sabbath mode)	—/—	●/●	—/—
<b>Cavity</b>			
TwinPower Convection fans/Twin Convection fans/Power Convection fan	●/—/—	●/—/—	—/●/—
Speed heat (powerful bake and broil element)	—	—	●
Number of halogen lights in Convection Oven/Speed Oven	2/—	2/—	2/—
Number of shelf levels/Embossed numbers	6/●	6/●	6/●
<b>Safety</b>			
Cool-touch front/Safety shut-off	●/●	●/●	●/●
System lock/Door contact switch/Door lock during Self Clean	●/●/●	●/●/●	●/●/●
<b>Speed Oven features</b>			
Auto Roast/Broil/Convection Bake/Convention Broil/MasterChef automatic program	—/—/—/—/—	—/—/—/—/—	—/—/—/—/—
Popcorn function/Minutes Plus function/Roast probe	—/—/—	—/—/—	—/—/—
PerfectClean stainless steel cavity/Foldable broiling element	—/—	—/—	—/—
<b>Warming Drawer features</b>			
Warm cups/Warm plates/Keeping food warm/Low temperature cooking	—/—/—/—	—/—/—/—	—/—/—/—
Push-to-Open mechanism	—	—	—
<b>Technical data</b>			
Dimensions in inches (W x H x D)	30" x 35 1/2" – 37 x 26 1/2"	30" x 35 1/2" – 37" x 26 1/2"	30" x 35 1/2" – 37" x 26 1/2"
Electrical requirements	208/240 V, 60 Hz, 50 Amps	208/240 V, 60 Hz, 50 Amps	120 V, 60 Hz, 15 Amps
Plug type	NEMA 14 – 50 plug	NEMA 14 – 50 plug	NEMA 5 – 15 plug
Plumbing for Moisture plus cooking	—	●	—
<b>UMRP &amp; MAP/Retail pricing</b>			
<b>Item number</b>	<b>\$5,999/\$6,299</b>	<b>\$7,749/\$8,049</b>	<b>\$5,599/\$5,899</b>
Electric (208 V/240 V)/Induction	25142150USA/25142151USA/—	—/25162271USA	—/—
Natural Gas/Liquid Propane	—/—	—/—	25112451USA/25112452USA

\* LP BTU output slightly different than listed NG BTU output.



# Ranges

## Product Overview



Model number	HR 1134-1	HR 1135-1 GR	HR 1136-1 GD
<b>Overview</b>			
Width	36"	36"	36"
Fuel type	All Gas	All Gas	All Gas
G/LP	●/●	●/●	●/●
208 V/240 V	-/-	-/-	-/-
Convection Oven/Speed Oven/Warming Drawer	●/-/-	●/-/-	●/-/-
<b>Design</b>			
Controls	DirectSelect	DirectSelect	DirectSelect
Number of cooking zones	6	4 + Grill	4 + Griddle
Precision knobs/Backlit/ComfortLift panel	●/-/-	●/-/-	●/-/-
Comfort handle/ComfortSwivel handle/CleanTouch Steel™ front	●/-/●	●/-/●	●/-/●
<b>Rangetop features</b>			
EasyClean Ceran surface/Variable cooking zones/Residual heat indicator/Auto heat-up	-/-/-/-	-/-/-/-	-/-/-/-
Booster/TwinBooster/Keeping warm function	-/-/-	-/-/-	-/-/-
ComfortClean dishwasher-safe grates	●	●	●
M Pro dual stacked burner system with TrueSimmer/Re-ignition	●/●	●/●	●/●
M Pro infrared grill (max. 19,000 BTU)/M Pro infrared griddle (max. 13,000 BTU)	-/-	●/-	-/●
Position/Type	Front left	Front left	Front left
Burner output	max. 19,500 BTU	max. 19,500 BTU	max. 19,500 BTU
Position/Type	Rear left	Rear left	Rear left
Burner output	max. 8,000 BTU	max. 8,000 BTU	max. 8,000 BTU
Position/Type	Front right	Front right	Front right
Burner output	max. 19,500 BTU	max. 19,500 BTU	max. 19,500 BTU
Position/Type	Rear right	Rear right	Rear right
Burner output	max. 9,000 BTU	max. 9,000 BTU	max. 9,000 BTU
Position/Type	Front center	Center/M Pro grill	Center/M Pro infrared griddle
Burner output	max. 19,500 BTU	max. 19,000 BTU	max. 13,000 BTU
Position/Type	Rear center	-/-	-/-
Burner output	max. 9,000 BTU	-	-
Position/Type	-/-	-/-	-/-
Burner output	-	-	-
Position/Type	-/-	-/-	-/-
Burner output	-	-	-
<b>Oven features</b>			
<b>Convenience features</b>			
Self Clean oven/Self Clean ready accessories	●/●	●/●	●/●
Soft Open/Soft Close/Favorites/Individual settings	●/●/-/●	●/●/-/●	●/●/-/●
Wireless Precision Probe/Crisp function	-/-	-/-	-/-
<b>Operating modes</b>			
Convection Bake/Intensive/Gentle Bake	●/-/-	●/-/-	●/-/-
Surround/Browning/Bake/Moisture plus (plumbed only)	-/-/●/-	-/-/●/-	-/-/●/-
MasterChef automatic program/MasterChef Plus automatic program	-/-	-/-	-/-
Broil/Maxi Broil/Convection Broil/Convection Roast/Auto Roast	●/-/●/-/-	●/-/●/-/-	●/-/●/-/-
Special modes (Defrost/Slow Roast/Reheat/Proof/Sabbath mode)	-/-	-/-	-/-
<b>Cavity</b>			
TwinPower Convection fans/Twin Convection fans/Power Convection fan	-/●/-	-/●/-	-/●/-
Speed heat (powerful bake and broil element)	●	●	●
Number of halogen lights in Convection Oven/Speed Oven	2/-	2/-	2/-
Number of shelf levels/Embossed numbers	6/●	6/●	6/●
<b>Safety</b>			
Cool-touch front/Safety shut-off	●/●	●/●	●/●
System lock/Door contact switch/Door lock during Self Clean	●/●/●	●/●/●	●/●/●
<b>Speed Oven features</b>			
Auto Roast/Broil/Convection Bake/Convection Broil/MasterChef automatic program	-/-/-/-/-	-/-/-/-/-	-/-/-/-/-
Popcorn function/Minutes Plus function/Roast probe	-/-/-	-/-/-	-/-/-
PerfectClean stainless steel cavity/Foldable broiling element	-/-	-/-	-/-
<b>Warming Drawer features</b>			
Warm cups/Warm plates/Keeping food warm/Low temperature cooking	-/-/-/-	-/-/-/-	-/-/-/-
Push-to-Open mechanism	-	-	-
<b>Technical data</b>			
Dimensions in inches (W x H x D)	36" x 35 1/2" - 37" x 26 1/2"	36" x 35 1/2" - 37" x 26 1/2"	36" x 35 1/2" - 37" x 26 1/2"
Electrical requirements	120 V, 60 Hz, 15 Amps	120 V, 60 Hz, 15 Amps	120 V, 60 Hz, 15 Amps
Plug type	NEMA 5 - 15 plug	NEMA 5 - 15 plug	NEMA 5 - 15 plug
Plumbing for Moisture plus cooking	-	-	-
<b>UMRP &amp; MAP/Retail pricing</b>			
	<b>\$6,799/\$7,099</b>	<b>\$7,299/\$7,599</b>	<b>\$7,299/\$7,599</b>
<b>Item number</b>			
Electric (208 V/240 V)/Induction	-/-	-/-	-/-
Natural Gas/Liquid Propane	25113461USA/25113462USA	25113561USA/-	25113661USA/25113662USA

\* LP BTU output slightly different than listed NG BTU output.

# Ranges

## Product Overview



Model number	HR 1724 DF	HR 1924-2 DF	HR 1934-2 DF
<b>Overview</b>			
Width	30"	30"	36"
Fuel type	Dual Fuel	Dual Fuel	Dual Fuel
G/LP	●/●	●/●	●/●
208 V/240 V	●/●	●/●	●/●
Convection Oven/Speed Oven/Warming Drawer	●/-/-	●/-/-	●/-/-
<b>Design</b>			
Controls	DirectSelect	M Touch	M Touch
Number of cooking zones	4	4	6
Precision knobs/Backlit/ComfortLift panel	●/-/-	●/●/●	●/●/●
Comfort handle/ComfortSwivel handle/CleanTouch Steel™ front	●/-/●	-/●/●	-/●/●
<b>Rangetop features</b>			
EasyClean Ceran surface/Variable cooking zones/Residual heat indicator/Auto heat-up	-/-/-/-	-/-/-/-	-/-/-/-
Booster/TwinBooster/Keeping warm function	-/-/-	-/-/-	-/-/-
ComfortClean dishwasher-safe grates	●	●	●
M Pro dual stacked burner system with TrueSimmer/Re-ignition	●/●	●/●	●/●
M Pro infrared grill (max. 19,000 BTU)/M Pro infrared griddle (max. 13,000 BTU)	-/-	-/-	-/-
Position/Type	Front left	Front left	Front left
Burner output	max. 19,500 BTU	max. 19,500 BTU	max. 19,500 BTU
Position/Type	Rear left	Rear left	Rear left
Burner output	max. 12,500 BTU	max. 12,500 BTU	max. 12,500 BTU
Position/Type	Front right	Front right	Front right
Burner output	max. 19,500 BTU	max. 19,500 BTU	max. 19,500 BTU
Position/Type	Rear right	Rear right	Rear right
Burner output	max. 19,500 BTU	max. 19,500 BTU	max. 13,600 BTU
Position/Type	-/-	-/-	Front center
Burner output	-	-	max. 19,500 BTU
Position/Type	-/-	-/-	Rear center
Burner output	-	-	max. 13,600 BTU
Position/Type	-/-	-/-	-/-
Burner output	-	-	-
Position/Type	-/-	-/-	-/-
Burner output	-	-	-
<b>Oven features</b>			
<b>Convenience features</b>			
Self Clean oven/Self Clean ready accessories	●/●	●/●	●/●
Soft Open/Soft Close/Favorites/Individual settings	●/●/-/●	●/●/20/●	●/●/20/●
Wireless Precision Probe/Crisp function	-/-	●/●	●/●
<b>Operating modes</b>			
Convection Bake/Intensive/Gentle Bake	●/●	●/●/●	●/●/●
Surround/Browning/Bake/Moisture plus (plumbed only)	●/-/●/-	●/●/●/●	●/●/●/●
MasterChef automatic program/MasterChef Plus automatic program	-/-	over 100/15	over 100/15
Broil/Maxi Broil/Convection Broil/Convection Roast/Auto Roast	●/-/●/-/-	●/●/●/●/●	●/●/●/●/●
Special modes (Defrost/Slow Roast/Reheat/Proof/Sabbath mode)	-/-	●/●	●/●
<b>Cavity</b>			
TwinPower Convection fans/Twin Convection fans/Power Convection fan	●/-/-	●/-/-	●/-/-
Speed heat (powerful bake and broil element)	-	-	-
Number of halogen lights in Convection Oven/Speed Oven	2/-	2/-	2/-
Number of shelf levels/Embossed numbers	6/●	6/●	6/●
<b>Safety</b>			
Cool-touch front/Safety shut-off	●/●	●/●	●/●
System lock/Door contact switch/Door lock during Self Clean	●/●/●	●/●/●	●/●/●
<b>Speed Oven features</b>			
Auto Roast/Broil/Convection Bake/Convection Broil/ MasterChef automatic program	-/-/-/-/-	-/-/-/-/-	-/-/-/-/-
Popcorn function/Minutes Plus function/Roast probe	-/-/-	-/-/-	-/-/-
PerfectClean stainless steel cavity/Foldable broiling element	-/-	-/-	-/-
<b>Warming Drawer features</b>			
Warm cups/Warm plates/Keeping food warm/Low temperature cooking	-/-/-/-	-/-/-/-	-/-/-/-
Push-to-Open mechanism	-	-	-
<b>Technical data</b>			
Dimensions in inches (W x H x D)	30" x 35 1/2" – 37" x 26 1/2"	30" x 35 1/2" – 37" x 26 1/2"	36" x 35 1/2" – 37" x 26 1/2"
Electrical requirements	208 V/240 V, 60 Hz, 30 Amps	208 V/240 V, 60 Hz, 30 Amps	208 V/240 V, 60 Hz, 30 Amps
Plug type	NEMA 14 – 30 plug	NEMA 14 – 30 plug	NEMA 14 – 30 plug
Plumbing for Moisture plus cooking	-	●	●
<b>UMRP &amp; MAP/Retail pricing</b>			
<b>Item number</b>			
Electric (208 V/240 V)/Induction	-/-	-/-	-/-
Natural Gas/Liquid Propane	25172451USA/25172452USA	25192451USA/25192452USA	25193471USA/25193472USA

\* LP BTU output slightly different than listed NG BTU output.

# Ranges

## Product Overview



Model number	HR 1935-2 DF GR	HR 1936-2 DF GD	HR 1954-2 DF
<b>Overview</b>			
Width	36"	36"	48"
Fuel type	Dual Fuel	Dual Fuel	Dual Fuel
G/LP	●/●	●/●	●/●
208 V/240 V	●/●	●/●	●/●
Convection Oven/Speed Oven/Warming Drawer	●/-/-	●/-/-	●/●/●
<b>Design</b>			
Controls	M Touch	M Touch	M Touch
Number of cooking zones	4 + Grill	4 + Griddle	8
Precision knobs/Backlit/ComfortLift panel	●/●/●	●/●/●	●/●/●
Comfort handle/ComfortSwivel handle/CleanTouch Steel™ front	-/●/●	-/●/●	-/●/●
<b>Rangetop features</b>			
EasyClean Ceran surface/Variable cooking zones/Residual heat indicator/Auto heat-up	-/-/-/-	-/-/-/-	-/-/-/-
Booster/TwinBooster/Keeping warm function	-/-/-	-/-/-	-/-/-
ComfortClean dishwasher-safe grates	●	●	●
M Pro dual stacked burner system with TrueSimmer/Re-ignition	●/●	●/●	●/●
M Pro infrared grill (max. 19,000 BTU)/M Pro infrared griddle (max. 13,000 BTU)	●/-	-/●	-/-
Position/Type	Front left	Front left	Front left
Burner output	max. 19,500 BTU	max. 19,500 BTU	max. 19,500 BTU
Position/Type	Rear left	Rear left	Rear left
Burner output	max. 12,500 BTU	max. 12,500 BTU	max. 10,000 BTU
Position/Type	Front right	Front right	Front right
Burner output	max. 19,500 BTU	max. 19,500 BTU	max. 19,500 BTU
Position/Type	Rear right	Rear right	Rear right
Burner output	max. 13,600 BTU	max. 13,600 BTU	max. 10,000 BTU
Position/Type	Center/M Pro grill	Center/M Pro infrared griddle	Front left center
Burner output	max. 19,000 BTU	max. 13,000 BTU	max. 19,500 BTU
Position/Type	-/-	-/-	Rear left center
Burner output	-	-	max. 13,600 BTU
Position/Type	-/-	-/-	Front right center
Burner output	-	-	max. 19,500 BTU
Position/Type	-/-	-/-	Rear right center
Burner output	-	-	max. 13,600 BTU
<b>Oven features</b>			
<b>Convenience features</b>			
Self Clean oven/Self Clean ready accessories	●/●	●/●	●/●
Soft Open/Soft Close/Favorites/Individual settings	●/●/20/●	●/●/20/●	●/●/20/●
Wireless Precision Probe/Crisp function	●/●	●/●	●/●
<b>Operating modes</b>			
Convection Bake/Intensive/Gentle Bake	●/●/●	●/●/●	●/●/●
Surround/Browning/Bake/Moisture plus (plumbed only)	●/●/●/●	●/●/●/●	●/●/●/●
MasterChef automatic program/MasterChef Plus automatic program	over 100/15	over 100/15	over 100/15
Broil/Maxi Broil/Convection Broil/Convection Roast/Auto Roast	●/●/●/●/●	●/●/●/●/●	●/●/●/●/●
Special modes (Defrost/Slow Roast/Reheat/Proof/Sabbath mode)	●/●	●/●	●/●
<b>Cavity</b>			
TwinPower Convection fans/Twin Convection fans/Power Convection fan	●/-/-	●/-/-	-/-/●
Speed heat (powerful bake and broil element)	-	-	-
Number of halogen lights in Convection Oven/Speed Oven	2/-	2/-	2/1
Number of shelf levels/Embossed numbers	6/●	6/●	5/●
<b>Safety</b>			
Cool-touch front/Safety shut-off	●/●	●/●	●/●
System lock/Door contact switch/Door lock during Self Clean	●/●/●	●/●/●	●/●/●
<b>Speed Oven features</b>			
Auto Roast/Broil/Convection Bake/Convection Broil/ MasterChef automatic program	-/-/-/-/-	-/-/-/-/-	●/●/●/●/over 100
Popcorn function/Minutes Plus function/Roast probe	-/-/-	-/-/-	●/●/●
PerfectClean stainless steel cavity/Foldable broiling element	-/-	-/-	●
<b>Warming Drawer features</b>			
Warm cups/Warm plates/Keeping food warm/Low temperature cooking	-/-/-/-	-/-/-/-	●/●/●/●
Push-to-Open mechanism	-	-	●
<b>Technical data</b>			
Dimensions in inches (W x H x D)	36" x 35 1/2" - 37" x 26 1/2"	36" x 35 1/2" - 37" x 26 1/2"	48" x 35 1/2" - 37" x 26 1/2"
Electrical requirements	208 V/240 V, 60 Hz, 30 Amps	208 V/240 V, 60 Hz, 30 Amps	208 V/240 V, 60 Hz, 50 Amps
Plug type	NEMA 14 - 30 plug	NEMA 14 - 30 plug	NEMA 14 - 50 plug
Plumbing for Moisture plus cooking	●	●	●
<b>UMRP &amp; MAP/Retail pricing</b>	<b>\$9,949/\$10,449</b>	<b>\$9,949/\$10,449</b>	<b>\$13,849/\$14,349</b>
<b>Item number</b>			
Electric (208 V/240 V)/Induction	-/-	-/-	-/-
Natural Gas/Liquid Propane	25193571USA/-	25193671USA/25193672USA	25195471USA/25195472USA

\* LP BTU output slightly different than listed NG BTU output.



# Ranges

## Product Overview



Model number	HR 1955-2 DF GR	HR1956-2 DF GD
<b>Overview</b>		
Width	48"	48"
Fuel type	Dual Fuel	Dual Fuel
G/LP	●/●	●/●
208 V/240 V	●/●	●/●
Convection Oven/Speed Oven/Warming Drawer	●/●/●	●/●/●
<b>Design</b>		
Controls	M Touch	M Touch
Number of cooking zones	6 + Grill	6 + Griddle
Precision knobs/Backlit/ComfortLift panel	●/●/●	●/●/●
Comfort handle/ComfortSwivel handle/CleanTouch Steel™ front	-/●/●	-/●/●
<b>Rangetop features</b>		
EasyClean Ceran surface/Variable cooking zones/Residual heat indicator/Auto heat-up	-/-/-/-	-/-/-/-
Booster/TwinBooster/Keeping warm function	-/-/-	-/-/-
ComfortClean dishwasher-safe grates	●	●
M Pro dual stacked burner system with TrueSimmer/Re-ignition	●/●	●/●
M Pro infrared grill (max. 19,000 BTU)/M Pro infrared griddle (max. 13,000 BTU)	●/-	-/●
Position/Type	Front left	Front left
Burner output	max. 19,500 BTU	max. 19,500 BTU
Position/Type	Rear left	Rear left
Burner output	max. 10,000 BTU	max. 10,000 BTU
Position/Type	Front right	Front right
Burner output	max. 19,500 BTU	max. 19,500 BTU
Position/Type	Rear right	Rear right
Burner output	max. 10,000 BTU	max. 10,000 BTU
Position/Type	Left center/M Pro grill	Left center/M Pro infrared griddle
Burner output	max. 19,000 BTU	max. 13,000 BTU
Position/Type	Front right center	Front right center
Burner output	max. 19,500 BTU	max. 19,500 BTU
Position/Type	Rear right center	Rear right center
Burner output	max. 13,600 BTU	max. 13,600 BTU
Position/Type	-/-	-/-
Burner output	-	-
<b>Oven features</b>		
<b>Convenience features</b>		
Self Clean oven/Self Clean ready accessories	●/●	●/●
Soft Open/Soft Close/Favorites/Individual settings	●/●/20/●	●/●/20/●
Wireless Precision Probe/Crisp function	●/●	●/●
<b>Operating modes</b>		
Convection Bake/Intensive/Gentle Bake	●/●/●	●/●/●
Surround/Browning/Bake/Moisture plus (plumbed only)	●/●/●/●	●/●/●/●
MasterChef automatic program/MasterChef Plus automatic program	over 100/15	over 100/15
Broil/Maxi Broil/Convection Broil/Convection Roast/Auto Roast	●/●/●/●/●	●/●/●/●/●
Special modes (Defrost/Slow Roast/Reheat/Proof/Sabbath mode)	●/●	●/●
<b>Cavity</b>		
TwinPower Convection fans/Twin Convection fans/Power Convection fan	-/-/●	-/-/●
Speed heat (powerful bake and broil element)	-	-
Number of halogen lights in Convection Oven/Speed Oven	2/1	2/1
Number of shelf levels/Embossed numbers	5/●	5/●
<b>Safety</b>		
Cool-touch front/Safety shut-off	●/●	●/●
System lock/Door contact switch/Door lock during Self Clean	●/●/●	●/●/●
<b>Speed Oven features</b>		
Auto Roast/Broil/Convection Bake/Convention Broil/MasterChef automatic program	●/●/●/●/over 100	●/●/●/●/over 100
Popcorn function/Minutes Plus function/Roast probe	●/●/●	●/●/●
PerfectClean stainless steel cavity/Foldable broiling element	●	●/●
<b>Warming Drawer features</b>		
Warm cups/Warm plates/Keeping food warm/Low temperature cooking	●/●/●/●	●/●/●/●
Push-to-Open mechanism	●	●
<b>Technical data</b>		
Dimensions in inches (W x H x D)	48" x 35 1/2" – 37" x 26 1/2"	48" x 35 1/2" – 37" x 26 1/2"
Electrical requirements	208 V/240 V, 60 Hz, 50 Amps	208 V/240 V, 60 Hz, 50 Amps
Plug type	NEMA 14 – 50 plug	NEMA 14 – 50 plug
Plumbing for Moisture plus cooking	●	●
<b>UMRP &amp; MAP/Retail pricing</b>		
	<b>\$14,649/\$15,149</b>	<b>\$14,649/\$15,149</b>
<b>Item number</b>		
Electric (208 V/240 V)/Induction	-/-	-/-
Natural Gas/Liquid Propane	25195571USA/-	25195671USA/25195672USA

\* LP BTU output slightly different than listed NG BTU output.

# Range Ovens

## Available Accessories

Model number	HR 1421 E	HR 1622-2 i	HR 1124	HR 1134-1	HR 1135-1 GR
<b>Standard accessories</b>					
Wire Rack/Telescopic wire rack – Self-clean ready	1/1	1/1	1/1	1/1	1/1
PerfectClean Universal tray/ PerfectClean Grilling and Roasting insert	1/–	1/1	1/–	1/–	1/–
FlexiClips – Self Clean ready	–	–	–	–	–
PerfectClean Perforated Baking tray/Glass tray	–/–	1/–	–/–	–/–	–/–
Griddle-Grill Cover	–	–	–	–	RGGC1000
Side runners – Self Clean ready	●	●	●	●	●
Island Trim	–	–	●	●	●
<b>Optional accessories</b>					
12" Backguard	–	–	RBGAG1230	RBGAG1236	RBGAG1236
20" Backguard	–	–	RBGAG2030	RBGAG2036	RBGAG2036
Range Wokring	–	–	RWR1000	RWR1000	RWR1000

Model number	HR 1136-1 GD	HR 1724	HR 1924-2 DF	HR 1934-2 DF	HR 1935-2 DF GR
<b>Standard accessories</b>					
Wire Rack/Telescopic wire rack – Self-clean ready	1/1	1/1	2/1	2/1	2/1
PerfectClean Universal tray/ PerfectClean Grilling and Roasting insert	1/–	1/–	1/1	1/1	1/1
FlexiClips – Self Clean ready	–	–	–	–	–
PerfectClean Perforated Baking tray/Glass tray	–/–	–/–	1/–	1/–	1/–
Griddle-Grill Cover	RGGC1000	–	–	–	RGGC1000
Side runners – Self Clean ready	●	●	●	●	●
Island Trim	●	–	●	●	●
<b>Optional accessories</b>					
12" Backguard	RBGAG1236	–	RBGDF1230	RBGDF1236	RBGDF1236
20" Backguard	RBGAG2036	–	RBGDF2030	RBGDF2036	RBGDF2036
Range Wokring	RWR1000	–	RWR1000	RWR1000	RWR1000

Model number	HR 1936-2 DF GD	HR 1954-2 DF	HR 1955-2 DF GR	HR 1956-2 DF GD	
<b>Standard accessories</b>					
Wire Rack/Telescopic wire rack – Self-clean ready	2/1	3/–	3/–	3/–	
PerfectClean Universal tray/ PerfectClean Grilling and Roasting insert	1/1	1/1	1/1	1/1	
FlexiClips – Self Clean ready	–	2	2	2	
PerfectClean Perforated Baking tray/Glass tray	1/–	1/2	1/2	1/2	
Griddle-Grill Cover	RGGC1000	–	RGGC1000	RGGC1000	
Side runners – Self Clean ready	●	●	●	●	
Island Trim	●	●	●	●	
<b>Optional accessories</b>					
12" Backguard	RBGDF1236	RBGDF1248	RBGDF1248	RBGDF1248	
20" Backguard	RBGDF2036	RBGDF2048	RBGDF2048	RBGDF2048	
Range Wokring	RWR1000	RWR1000	RWR1000	RWR1000	





# Rangetop Highlights

## Exclusive Features For Gourmet Results

### M Pro Infrared Griddle

Experience Miele's precise M Pro infrared griddle, delivering even heat distribution for superior performance. From french toast, pancakes, eggs, fish or steaks, professional results can be achieved in the convenience of your home.



### ComfortClean Dishwasher-Safe Grates

When it's time for clean-up, simply place the dishwasher-safe grates in your dishwasher.

### M Pro Grill

Grilling has never been easier indoors; achieve perfect, even results with Miele's powerful M Pro grill option.

### TrueSimmer Function

Achieving the perfect temperature and even heat for simmering is easy with this function. Whether you are melting chocolate or thickening a sauce, this feature allows for gentle, slow, precise cooking.

### Backlit Precision Knobs

This elegant design feature is not only a useful visual cue for a burner-in-use, but also a design element that sets Miele apart. And with QuickStart, there's no need to press or hold the control in order to switch the burners on.

### Clean Touch Steel™ Front

Our innovative finish resists fingerprints, scratches and smudges, keeping the exterior cleaner and easier to maintain.

# Rangetops

## Product Overview



Model number	KMR 1124	KMR 1134-1	KMR 1135-1
Width	30"	36"	36"
G/LP	●/●	●/●	●/●
<b>Design</b>			
Precision knobs/Backlit	●/●	●/●	●/●
CleanTouch Steel™ front	●	●	●
Continuous grate design	●	●	●
<b>Cooking zones</b>			
Number of cooking zones	4	6	4 + Grill
M Pro dual stacked burner system	●	●	●
TrueSimmer function	●	●	●
M Pro infrared grill (max. 19,000 BTU)	–	–	●
M Pro infrared griddle (max. 13,000 BTU)	–	–	–
Position/Type	Front left	Front left	Front left
Burner output	max. 19,500 BTU	max. 19,500 BTU	max. 19,500 BTU
Position/Type	Rear left	Rear left	Rear left
Burner output	max. 12,500 BTU	max. 12,500 BTU	max. 12,500 BTU
Position/Type	Front right	Front right	Front right
Burner output	max. 19,500 BTU	max. 19,500 BTU	max. 19,500 BTU
Position/Type	Rear right	Rear right	Rear right
Burner output	max. 19,500 BTU	max. 13,600 BTU	max. 13,600 BTU
Position/Type	–/–	Front center	Center/M Pro grill
Burner output	–	max. 19,500 BTU	max. 19,000 BTU
Position/Type	–/–	Rear center	–/–
Burner output	–	max. 13,600 BTU	–
Position/Type	–/–	–/–	–/–
Burner output	–	–	–
Position/Type	–/–	–/–	–/–
Burner output	–	–	–
<b>Convenience features</b>			
QuickStart (fast ignition)	●	●	●
ComfortClean dishwasher-safe grates	●	●	●
<b>Safety</b>			
Re-ignition	●	●	●
<b>Technical data</b>			
Appliance dimensions in inches (W x H x D)	30" x 7 1/2" x 26 1/2"	36" x 7 1/2" x 26 1/2"	36" x 7 1/2" x 26 1/2"
Electrical requirements	120 V, 60 Hz, 15 Amps	120 V, 60 Hz, 10 Amps	120 V, 60 Hz, 10 Amps
Plug type	NEMA 5 – 15 plug	NEMA 5 – 15 plug	NEMA 5 – 15 plug
<b>Standard accessories</b>			
Island Trim	●	●	●
Griddle-Grill Cover	–	–	RGGC1000
<b>Optional accessories</b>			
12" Backguard	RBGDF1230	RBGDF1236	RBGDF1236
20" Backguard	RBGDF2030	RBGDF2036	RBGDF2036
Range Wokring	RWR1000	RWR1000	RWR1000
<b>UMRP &amp; MAP/Retail pricing</b>	<b>\$3,399/\$3,599</b>	<b>\$4,199/\$4,399</b>	<b>\$4,499/\$4,699</b>
<b>Item Number</b>			
Natural Gas/Liquid Propane	26112450USA/26112451USA	26113460USA/26113461USA	26113560USA/–

\* LP BTU output slightly different than listed NG BTU output.

# Rangetops

## Product Overview



Model number	KMR 1136-1	KMR 1354-1	KMR 1355-1
Width	36"	48"	48"
G/LP	●/●	●/●	●/●
<b>Design</b>			
Precision knobs/Backlit	●/●	●/●	●/●
CleanTouch Steel™ front	●	●	●
Continuous grate design	●	●	●
<b>Cooking zones</b>			
Number of cooking zones	4 + Griddle	8	6 + Grill
M Pro dual stacked burner system	●	●	●
TrueSimmer function	●	●	●
M Pro infrared grill (max. 19,000 BTU)	–	–	●
M Pro infrared griddle (max. 13,000 BTU)	●	–	–
Position/Type	Front left	Front left	Front left
Burner output	max. 19,500 BTU	max. 19,500 BTU	max. 19,500 BTU
Position/Type	Rear left	Rear left	Rear left
Burner output	max. 12,500 BTU	max. 10,000 BTU	max. 10,000 BTU
Position/Type	Front right	Front right	Front right
Burner output	max. 19,500 BTU	max. 19,500 BTU	max. 19,500 BTU
Position/Type	Rear right	Rear right	Rear right
Burner output	max. 13,600 BTU	max. 10,000 BTU	max. 10,000 BTU
Position/Type	Center/M Pro infrared griddle	Front left center	Left center/M Pro grill
Burner output	max. 13,000 BTU	max. 19,500 BTU	max. 19,000 BTU
Position/Type	–/–	Rear left center	Front right center
Burner output	–	max. 13,600 BTU	max. 19,500 BTU
Position/Type	–/–	Front right center	Rear right center
Burner output	–	max. 19,500 BTU	max. 13,600 BTU
Position/Type	–/–	Rear right center	–/–
Burner output	–	max. 13,600 BTU	–
<b>Convenience features</b>			
QuickStart (fast ignition)	●	●	●
ComfortClean dishwasher-safe grates	●	●	●
<b>Safety</b>			
Re-ignition	●	●	●
<b>Technical data</b>			
Appliance dimensions in inches (W x H x D)	36" x 7 1/2" x 26 1/2"	48" x 7 1/2" x 26 1/2"	48" x 7 1/2" x 26 1/2"
Electrical requirements	120 V, 60 Hz, 10 Amps	120 V, 60 Hz, 10 Amps	120 V, 60 Hz, 10 Amps
Plug type	NEMA 5 – 15 plug	NEMA 5 – 15 plug	NEMA 5 – 15 plug
<b>Standard accessories</b>			
Island Trim	●	●	●
Griddle-Grill Cover	RGGC1000	–	RGGC1000
<b>Optional accessories</b>			
12" Backguard	RBGDF1236	RBGDF1248	RBGDF1248
20" Backguard	RBGDF2036	RBGDF2048	RBGDF2048
Range Wokring	RWR1000	RWR1000	RWR1000
<b>UMRP &amp; MAP/Retail pricing</b>	<b>\$4,499/\$4,699</b>	<b>\$5,099/\$5,299</b>	<b>\$5,399/\$5,599</b>
<b>Item Number</b>			
Natural Gas/Liquid Propane	26113660USA/26113661USA	26135460USA/26135461USA	26135560USA/–

\* LP BTU output slightly different than listed NG BTU output.

# Rangetops

## Product Overview



<b>Model number</b>	<b>KMR 1356-1</b>
Width	48"
G/LP	●/●
<b>Design</b>	
Precision knobs/Backlit	●/●
CleanTouch Steel™ front	●
Continuous grate design	●
<b>Cooking zones</b>	
Number of cooking zones	6 + Griddle
M Pro dual stacked burner system	●
TrueSimmer function	●
M Pro infrared grill (max. 19,000 BTU)	–
M Pro infrared griddle (max. 13,000 BTU)	●
Position/Type	Front left
Burner output	max. 19,500 BTU
Position/Type	Rear left
Burner output	max. 10,000 BTU
Position/Type	Front right
Burner output	max. 19,500 BTU
Position/Type	Rear right
Burner output	max. 10,000 BTU
Position/Type	Left center/M Pro infrared griddle
Burner output	max. 13,000 BTU
Position/Type	Front right center
Burner output	max. 19,500 BTU
Position/Type	Rear right center
Burner output	max. 13,600 BTU
Position/Type	–/–
Burner output	–
<b>Convenience features</b>	
QuickStart (fast ignition)	●
ComfortClean dishwasher-safe grates	●
<b>Safety</b>	
Re-ignition	●
<b>Technical data</b>	
Appliance dimensions in inches (W x H x D)	48" x 7 1/2" x 26 1/2"
Electrical requirements	120 V, 60 Hz, 10 Amps
Plug type	NEMA 5 – 15 plug
<b>Standard accessories</b>	
Island Trim	●
Griddle-Grill Cover	RGGC1000
<b>Optional accessories</b>	
12" Backguard	RBGDF1248
20" Backguard	RBGDF2048
Range Wokring	RWR1000
<b>UMRP &amp; MAP/Retail pricing</b>	<b>\$5,399/\$5,599</b>
<b>Item Number</b>	
Natural Gas/Liquid Propane	26135660USA/26135661USA

\* LP BTU output slightly different than listed NG BTU output.








# Range Hood Highlights

## Exclusive Features For Gourmet Results

### Dishwasher-Safe Stainless Steel Baffle Filters

Miele's high-quality stainless steel Baffle filters are extremely efficient in extracting steam and odors and capturing grease, all while handling the high power of the Blower. These Baffle filters are also very easy to maintain as they are dishwasher-safe and spring back into place.



### LED ClearView Lighting

Specially developed for Miele Range Hoods, LED lighting shines a more natural light to highlight the pure color and texture of your food, but also saves energy. This long lasting LED lighting is tested to last the 20 year life cycle of your hood.

### Recessed Knob Controls

Intuitive and easy-to-use hidden hood controls make operation effortless.

### Auto-Vent Safety Sensor

A safety device which activates the hood's intensive setting when the exhaust temperature exceeds a certain temperature.

### Miele CleanCover



Miele's unique CleanCover, a smooth liner inside the canopy, prevents exposure to live components, cables and sharp edges.

### Handcrafted in Germany

Know-how and craftsmanship: our entire expert knowledge is poured into each and every ventilation hood, from development to the finished product.

# Range Hoods

## Product Overview



Model number	DAR 1220	DAR 1230	DAR 1250
<b>Installation</b>			
Width	30"	36"	48"
Range Wall Hood/Range Insert Hood	●/–	●/–	●/–
<b>Venting type</b>			
Vented/Recirculating	●/●	●/●	●/–
<b>User convenience</b>			
Recessed knob controls	●	●	●
Fan speeds (incl. intensive)	4	4	4
Hood interior with CleanCover	●	●	●
Dishwasher-safe grease collecting tray	●	●	●
Auto-vent safety sensor	●	●	●
<b>Filter system</b>			
Dishwasher-safe stainless steel baffle filters	2	3	4
<b>Lighting</b>			
LED ClearView lighting	●	●	●
Number x W	2 x 2 W	3 x 2 W	4 x 2 W
<b>Technical data</b>			
Canopy dimensions in inches (W x H x D)	30" x 18" x 24 1/16"	36" x 18" x 24 1/16"	48" x 18" x 24 1/16"
Electrical requirements	120 V, 60 Hz, 15 Amps	120 V, 60 Hz, 15 Amps	120 V, 60 Hz, 15 Amps
Plug type	NEMA 5-15 plus	NEMA 5-15 plus	NEMA 5-15 plus
<b>Installation notes</b>			
Vent connection top	●	●	●
DRIB XL 700 CFM internal blower – sold separately Diameter of ducting in inches (mm) – 8" (200 mm)	●	●	–
DRIB XXL 1100 CFM internal blower – sold separately Diameter of ducting in inches (mm) – 10" (250 mm)	–	●	●
DREB XL 700 CFM external blower – sold separately Diameter of ducting in inches (mm) – 8" (200 mm)	●	●	–
DREB XXL 1100 CFM external blower – sold separately Diameter of ducting in inches (mm) – 10" (250 mm)	–	●	●
<b>Standard accessories</b>			
Non-return flap	●	●	●
<b>Optional accessories</b>			
6" Duct cover	DRDC 3006	DRDC 3606	DRDC 4806
12" Duct cover	DRDC 3012	DRDC 3612	DRDC 4812
18" Duct cover	DRDC 3018	DRDC 3618	DRDC 4818
24" Duct cover	DRDC 3024	DRDC 3624	DRDC 4824
Recirculating kit	DRUU 30*	DRUU 36*	–
OdorFree charcoal filter	DKF 23-900	DKF 24-900	–
Backsplash	RBS30	RBS36	RBS48
<b>UMRP &amp; MAP/Retail pricing</b>	<b>\$2,099/\$2,199</b>	<b>\$2,199/\$2,299</b>	<b>\$2,399/\$2,499</b>
<b>Item number</b>	<b>28122050USA</b>	<b>28123050USA</b>	<b>28125050USA</b>



# Range Hoods

## Product Overview



<b>Model number</b>	<b>DAR 1260</b>
<b>Installation</b>	
Width	60"
Range Wall Hood/Range Insert Hood	●/–
<b>Venting type</b>	
Vented/Recirculating	●/–
<b>User convenience</b>	
Recessed knob controls	●
Fan speeds (incl. intensive)	4
Hood interior with CleanCover	●
Dishwasher-safe grease collecting tray	●
Auto-vent safety sensor	●
<b>Filter system</b>	
Dishwasher-safe stainless steel baffle filters	4
<b>Lighting</b>	
LED ClearView lighting	●
Number x W	4 x 2 W
<b>Technical data</b>	
Canopy dimensions in inches (W x H x D)	60" x 18" x 24 1/16"
Electrical requirements	120 V, 60 Hz, 15 Amps
Plug type	NEMA 5-15 plus
<b>Installation notes</b>	
Vent connection top	●
DRIB XL 700 CFM internal blower – sold separately Diameter of ducting in inches (mm) – 8" (200 mm)	–
DRIB XXL 1100 CFM internal blower – sold separately Diameter of ducting in inches (mm) – 10" (250 mm)	●
DREB XL 700 CFM external blower – sold separately Diameter of ducting in inches (mm) – 8" (200 mm)	–
DREB XXL 1100 CFM external blower – sold separately Diameter of ducting in inches (mm) – 10" (250 mm)	●
<b>Standard accessories</b>	
Non-return flap	●
<b>Optional accessories</b>	
6" Duct cover	DRDC 6006
12" Duct cover	DRDC 6012
18" Duct cover	DRDC 6018
24" Duct cover	DRDC 6024
Recirculating kit	–
OdorFree charcoal filter	–
Backsplash	–
<b>UMRP &amp; MAP/Retail pricing</b>	<b>\$2,799/\$2,899</b>
<b>Item number</b>	<b>28126050USA</b>

# Range Hoods

## Product Overview



Model number	DAR 1120	DAR 1130	DAR 1150
<b>Installation</b>			
Width	approx. 30"	approx. 36"	approx. 48"
Range Wall Hood/Range Insert Hood	–/●	–/●	–/●
<b>Venting type</b>			
Vented/Recirculating	●/–	●/–	●/–
<b>User convenience</b>			
Recessed knob controls	●	●	●
Fan speeds (incl. intensive)	4	4	4
Hood interior with CleanCover	●	●	●
Dishwasher-safe grease collecting tray	●	●	●
Auto-vent safety sensor	●	●	●
<b>Filter system</b>			
Dishwasher-safe stainless steel baffle filters	2	3	4
<b>Lighting</b>			
LED ClearView lighting	●	●	●
Number x W	2 x 2 W	3 x 2 W	4 x 2 W
<b>Technical data</b>			
Canopy dimensions in inches (W x H x D)	27 1/2" x 17 11/16" x 22 13/16"	33 7/16" x 17 11/16" x 22 13/16"	45 1/2" x 17 11/16" x 22 13/16"
Electrical requirements	120 V, 60 Hz, 15 Amps	120 V, 60 Hz, 15 Amps	120 V, 60 Hz, 15 Amps
Plug type	NEMA 5-15 plus	NEMA 5-15 plus	NEMA 5-15 plus
<b>Installation notes</b>			
Vent connection top	●	●	●
DRIB XL 700 CFM internal blower – sold separately Diameter of ducting in inches (mm) – 8" (200 mm)	●	●	–
DRIB XXL 1100 CFM internal blower – sold separately Diameter of ducting in inches (mm) – 10" (250 mm)	–	●	●
DREB XL 700 CFM external blower – sold separately Diameter of ducting in inches (mm) – 8" (200 mm)	●	●	–
DREB XXL 1100 CFM external blower – sold separately Diameter of ducting in inches (mm) – 10" (250 mm)	–	●	●
<b>Standard accessories</b>			
Non-return flap	●	●	●
<b>Optional accessories</b>			
6" Duct cover	–	–	–
12" Duct cover	–	–	–
18" Duct cover	–	–	–
24" Duct cover	–	–	–
Recirculating kit	–	–	–
OdorFree charcoal filter	–	–	–
Backsplash	RBS30	RBS36	RBS48
<b>UMRP &amp; MAP/Retail pricing</b>	<b>\$1,449/\$1,549</b>	<b>\$1,549/\$1,649</b>	<b>\$1,649/\$1,749</b>
<b>Item number</b>	<b>28112050USA</b>	<b>28113050USA</b>	<b>28115050USA</b>



# Range Accessories

## Product Overview



### PerfectClean Universal Tray

With PerfectClean finish

- Ideal for multi-purpose baking
- Use as a drip tray for meat juices/fat as a result from roasting and grilling
- To be used together with the grilling and roasting inserts when roasting
- For positioning on the wire rack
- For all Ranges

Item Number: 09811950

UMRP/MAP: \$119

Retail Pricing: \$119



### PerfectClean Perforated Baking Tray

With PerfectClean finish

- For crispy cakes, biscuits, pastries, breads, rolls, french fries and pizza with a crust
- Also for baking - particularly in Moisture Plus mode
- For positioning on the wire rack
- For all Ranges

Item Number: 09520620

UMRP/MAP: \$99

Retail Pricing: \$99



### PerfectClean Grilling and Roasting Insert

With PerfectClean finish

- Meat juices or grease do not burn onto the surface; good for delicious sauce
- For positioning on top of the PerfectClean Universal Tray
- For all Ranges

Item Number: 09811960

UMRP/MAP: \$99

Retail Pricing: \$99

## 48" Range - M Touch Speed Oven Accessories



### Glass Tray


Ideal for bakes, gratins and cakes

- Faster and more even baking results than on a baking tray
- Enables continuous monitoring of baking process
- For Speed Ovens

Item Number: 04317620

UMRP/MAP: \$149

Retail Pricing: \$149



### Wire Rack

- For positioning into side runners
- For Speed Ovens

Item Number: 06881872


UMRP/MAP: \$79

Retail Pricing: \$79



# Range Accessories

## Product Overview



### Wire Rack - Self Clean Ready


Self Clean ready

- For positioning into side runners
- For all 30" Ranges

Item Number: 09811970

UMRP/MAP: \$149

Retail Pricing: \$149



### Wire Rack - Self Clean Ready


Self Clean ready

- For positioning into side runners
- For all 36" Ranges

Item Number: 09858830

UMRP/MAP: \$149

Retail Pricing: \$149



### Wire Rack - Self Clean Ready

Self Clean ready

- For positioning into side runners
- For all 48" Ranges

Item Number: 09858840

UMRP/MAP: \$149

Retail Pricing: \$149



### Telescopic Wire Rack - Self Clean Ready

Self Clean ready

- Simple to attach to side runners
- Convenient access to oven inserts and racks on every single level through easy gliding
- Telescopic racks are connected to wire rack
- For all 30" Ranges

Item Number: 09811980

UMRP/MAP: \$259

Retail Pricing: \$259



### Telescopic Wire Rack - Self Clean Ready

Self Clean ready

- Simple to attach to side runners
- Convenient access to oven inserts and racks on every single level through easy gliding
- Telescopic racks are connected to wire rack
- For all 36" Ranges

Item Number: 09858850

UMRP/MAP: \$259

Retail Pricing: \$259



### FlexiClips - Self Clean Ready

Self Clean ready

- Convenient access to oven inserts and racks on every single level through easy gliding
- Only telescopic runners
- For all 48" Ranges

Item Number: 09520710

UMRP/MAP: \$199

Retail Pricing: \$199

# Range Accessories

## Product Overview



### Cutting Board DGSB 2

- For steam cooking containers
- With 2 rack levels, e.g. for steam cooking containers
  - Made from oiled beech wood with excellent non-slip silicone feet
  - With a wide, easy-to-clean juice groove

Item Number: 09120970  
UMRP/MAP: \$130  
Retail Pricing: \$130



### Induction-ready Gourmet Casserole HUB 62-22

- For ovens, combi-steam ovens and induction cooktops
- Made from die-cast aluminum with high-quality non-sticking coating
  - Casserole lid can be ordered separately
  - Dimensions in W x D x H: 16.6" x 10.1" x 3.4"

Item Number: 10314280  
UMRP/MAP: \$229  
Retail Pricing: \$229



### Induction-ready Gourmet Casserole HUB 62-35

- For ovens, combi-steam ovens, and induction cooktops
- Made from die-cast aluminum with high-quality non-sticking coating
  - Casserole lid can be ordered separately
  - Dimensions in W x D x H: 16.6" x 14.8" x 3.4"

Item Number: 10314300  
UMRP/MAP: \$269  
Retail Pricing: \$269



### Induction-ready Gourmet Casserole HUB 5001-XL

- For ovens, combi-steam ovens and induction cooktops
- Made from die-cast aluminum with high-quality non-sticking coating
  - Casserole lid can be ordered separately
  - Dimensions in W x D x H: 17.6" x 15.2" x 3.4"

Item Number: 10314310  
UMRP/MAP: \$269  
Retail Pricing: \$269



### Gourmet Casserole Dish Lid HBD 60-22

- For Miele casserole dishes HUB 62-22
- Not supplied with casserole dishes
  - Made from high-quality stainless steel
  - Not suitable for Speed Ovens or when grilling

Item Number: 05136950  
UMRP/MAP: \$99  
Retail Pricing: \$99



### Gourmet Casserole Dish Lid HBD 60-35

- For Miele HUB 62-35 and HUB 5001-XL casserole dishes
- Not supplied with casserole dishes
  - Made from high-quality stainless steel
  - Not suitable for Speed Ovens or when grilling

Item Number: 05136960  
UMRP/MAP: \$119  
Retail Pricing: \$119

# Range / Rangetop Accessories

## Product Overview



### **12" Backguard 30" All Gas RBGAG1230**

For the combination with a All Gas Range

- Suitable for 30" All Gas Ranges
- 12" high and 30" wide
- Made from high-quality brushed stainless steel

Item Number: 09908710

UMRP/MAP: \$279

Retail Pricing: \$279



### **12" Backguard 36" All Gas RBGAG1236**

For the combination with a All Gas Range

- Suitable for 36" All Gas Ranges
- 12" high and 36" wide
- Made from high-quality brushed stainless steel

Item Number: 09908730

UMRP/MAP: \$299

Retail Pricing: \$299



### **20" Backguard 30" All Gas RBGAG2030**

For the combination with a All Gas Range

- Suitable for 30" All Gas Ranges
- 20" high and 30" wide
- Made from high-quality brushed stainless steel

Item Number: 09908740

UMRP/MAP: \$329

Retail Pricing: \$329



### **20" Backguard 36" All Gas RBGAG2036**

For the combination with a All Gas Range

- Suitable for 36" All Gas Ranges
- 20" high and 36" wide
- Made from high-quality brushed stainless steel

Item Number: 09908750

UMRP/MAP: \$349

Retail Pricing: \$349



### **12" Backguard 30" Dual Fuel/Rangetop RBGDF1230**

For the combination with a Dual Fuel Range or Rangetop

- Suitable for 30" Dual Fuel Ranges or Rangetops
- 12" high and 30" wide
- Made from high-quality brushed stainless steel

Item Number: 09908760

UMRP/MAP: \$279

Retail Pricing: \$279



### **12" Backguard 36" Dual Fuel/Rangetop RBGDF1236**

For the combination with a Dual Fuel Range or Rangetop

- Suitable for 36" Dual Fuel Ranges or Rangetops
- 12" high and 36" wide
- Made from high-quality brushed stainless steel

Item Number: 09908770

UMRP/MAP: \$299

Retail Pricing: \$299



### **12" Backguard 48" Dual Fuel/Rangetop RBGDF1248**

For the combination with a Dual Fuel Range or Rangetop

- Suitable for 48" Dual Fuel Ranges
- 12" high and 48" wide
- Made from high-quality brushed stainless steel

Item Number: 09908790

UMRP/MAP: \$339

Retail Pricing: \$339



### **20" Backguard 30" Dual Fuel/Rangetop RBGDF2030**

For the combination with a Dual Fuel Range or Rangetop

- Suitable for 30" Dual Fuel Ranges or Rangetops
- 20" high and 30" wide
- Made from high-quality brushed stainless steel

Item Number: 09908860

UMRP/MAP: \$329

Retail Pricing: \$329



### **20" Backguard 36" Dual Fuel/Rangetop RBGDF2036**

For the combination with a Dual Fuel Range or Rangetop

- Suitable for 36" Dual Fuel Ranges or Rangetops
- 20" high and 36" wide
- Made from high-quality brushed stainless steel

Item Number: 09908900

UMRP/MAP: \$349

Retail Pricing: \$349

# Range / Rangetop Accessories

## Product Overview



### **20" Backguard 48" Dual Fuel/Rangetop RBGDF2048**

For the combination with a Dual Fuel Range or Rangetop

- Suitable for 48" Dual Fuel Ranges or Rangetops
- 20" high and 48" wide
- Made from high-quality brushed stainless steel

Item Number: 09908910

UMRP/MAP: \$389

Retail Pricing: \$389



### **Backsplash (30" width) RBS30**

For the combination with a Dual Fuel Range Hood and a Range/Rangetop

- Flat stainless-steel panel to protect the wall between Range Hood and Range/Rangetop
- Suitable for 30" Range/Rangetops
- 40" high and 30" wide
- Made from high-quality brushed stainless steel

Item Number: 28996359USA

UMRP/MAP: \$199

Retail Pricing: \$199



### **Backsplash (36" width) RBS36**

For the combination with a Range Hood and a Range/Rangetop

- Flat stainless-steel panel to protect the wall between Range Hood and Range/Rangetop
- Suitable for 36" Range/Rangetops
- 40" high and 36" wide
- Made from high-quality brushed stainless steel

Item Number: 28996360USA

UMRP/MAP: \$249

Retail Pricing: \$249



### **Backsplash (48" width) RBS48**

For the combination with a Range Hood and a Range/Rangetop

- Flat stainless-steel panel to protect the wall between Range Hood and Range/Rangetop
- Suitable for 48" Range/Rangetops
- 40" high and 48" wide
- Made from high-quality brushed stainless steel

Item Number: 28996361USA

UMRP/MAP: \$299

Retail Pricing: \$299



### **Griddle-Grill Cover RGGC1000**

For Ranges and Rangetops

- To cover grill/griddle
- For covering the burners on the left and right side when using the grill or griddle
- For a uniform and uncluttered look and for protection against grease splashes
- Made from high-quality brushed stainless steel
- Easy to clean with Miele's stainless steel cleaner

Item Number: 09974610

UMRP/MAP: \$199

Retail Pricing: \$199



### **Wok Ring RWR1000**

For Ranges and Rangetops

- Made from high-quality, mat black enameled cast iron
- For securely resting woks
- Dishwasher-safe

Item Number: 09974600

UMRP/MAP: \$89

Retail Pricing: \$89



# Range Wall / Insert Hood Accessories

## Product Overview



### 6" Duct Cover (30" width) DRDC3006

For concealing the ducting and for adjusting the height to the wall unit

- Suitable for DAR 1220 Range Wall Hood
- 6" high and 30" wide
- Made from high-quality brushed stainless steel
- Can be combined with all other 30" wide Duct Covers

Item Number: 28996349D  
UMRP/MAP: \$369  
Retail Pricing: \$369



### 12" Duct Cover (30" width) DRDC3012

For concealing the ducting and for adjusting the height to the wall unit

- Suitable for DAR 1220 Range Wall Hood
- 12" high and 30" wide
- Made from high-quality brushed stainless steel
- Can be combined with all other 30" wide Duct Covers

Item Number: 28996332D  
UMRP/MAP: \$389  
Retail Pricing: \$389



### 18" Duct Cover (30" width) DRDC3018

For concealing the ducting and for adjusting the height to the wall unit

- Suitable for DAR 1220 Range Wall Hood
- 18" high and 30" wide
- Made from high-quality brushed stainless steel
- Can be combined with all other 30" wide Duct Covers

Item Number: 28996333D  
UMRP/MAP: \$409  
Retail Pricing: \$409



### 24" Duct Cover (30" width) DRDC3024

For concealing the ducting and for adjusting the height to the wall unit

- Suitable for DAR 1220 Range Wall Hood
- 24" high and 30" wide
- Made from high-quality brushed stainless steel
- Can be combined with all other 30" wide Duct Covers

Item Number: 28996334D  
UMRP/MAP: \$459  
Retail Pricing: \$459



### 6" Duct Cover (36" width) DRDC3606

For concealing the ducting and for adjusting the height to the wall unit

- Suitable for DAR 1230 Range Wall Hood
- 6" high and 36" wide
- Made from high-quality brushed stainless steel
- Can be combined with all other 36" wide Duct Covers

Item Number: 28996335D  
UMRP/MAP: \$369  
Retail Pricing: \$369



### 12" Duct Cover (36" width) DRDC3612

For concealing the ducting and for adjusting the height to the wall unit

- Suitable for DAR 1230 Range Wall Hood
- 12" high and 36" wide
- Made from high-quality brushed stainless steel
- Can be combined with all other 36" wide Duct Covers

Item Number: 28996336D  
UMRP/MAP: \$389  
Retail Pricing: \$389



### 18" Duct Cover (36" width) DRDC3618

For concealing the ducting and for adjusting the height to the wall unit

- Suitable for DAR 1230 Range Wall Hood
- 18" high and 36" wide
- Made from high-quality brushed stainless steel
- Can be combined with all other 36" wide Duct Covers

Item Number: 28996337D  
UMRP/MAP: \$409  
Retail Pricing: \$409



### 24" Duct Cover (36" width) DRDC3624

For concealing the ducting and for adjusting the height to the wall unit

- Suitable for DAR 1230 Range Wall Hood
- 24" high and 36" wide
- Made from high-quality brushed stainless steel
- Can be combined with all other 36" wide Duct Covers

Item Number: 28996338D  
UMRP/MAP: \$459  
Retail Pricing: \$459



### 6" Duct Cover (48" width) DRDC4806

For concealing the ducting and for adjusting the height to the wall unit

- Suitable for DAR 1250 Range Wall Hood
- 6" high and 48" wide
- Made from high-quality brushed stainless steel
- Can be combined with all other 48" wide Duct Covers

Item Number: 28996339D  
UMRP/MAP: \$369  
Retail Pricing: \$369

# Range Wall / Insert Hood Accessories

## Product Overview



**12" Duct Cover (48" width)**  
**DRDC4812**

For concealing the ducting and for adjusting the height to the wall unit

- Suitable for DAR 1250 Range Wall Hood
- 12" high and 48" wide
- Made from high-quality brushed stainless steel
- Can be combined with all other 48" wide Duct Covers

Item Number: 28996340D  
UMRP/MAP: \$389  
Retail Pricing: \$389



**18" Duct Cover (48" width)**  
**DRDC4818**

For concealing the ducting and for adjusting the height to the wall unit

- Suitable for DAR 1250 Range Wall Hood
- 18" high and 48" wide
- Made from high-quality brushed stainless steel
- Can be combined with all other 48" wide Duct Covers

Item Number: 28996341D  
UMRP/MAP: \$409  
Retail Pricing: \$409



**24" Duct Cover (48" width)**  
**DRDC4824**

For concealing the ducting and for adjusting the height to the wall unit

- Suitable for DAR 1250 Range Wall Hood
- 24" high and 48" wide
- Made from high-quality brushed stainless steel
- Can be combined with all other 48" wide Duct Covers

Item Number: 28996342D  
UMRP/MAP: \$459  
Retail Pricing: \$459



**6" Duct Cover (60" width)**  
**DRDC 6006**

For concealing the ducting and for adjusting the height to the wall unit

- Suitable for DAR 1260 Range Wall Hood
- 6" high and 60" wide
- Made from high-quality brushed stainless steel
- Can be combined with all other 48" wide Duct Covers

Item Number: 28996373D  
UMRP/MAP: \$369  
Retail Pricing: \$369



**12" Duct Cover (60" width)**  
**DRDC 6012**

For concealing the ducting and for adjusting the height to the wall unit

- Suitable for DAR 1260 Range Wall Hood
- 12" high and 60" wide
- Made from high-quality brushed stainless steel
- Can be combined with all other 48" wide Duct Covers

Item Number: 28996374D  
UMRP/MAP: \$389  
Retail Pricing: \$389



**18" Duct Cover (60" width)**  
**DRDC 6018**

For concealing the ducting and for adjusting the height to the wall unit

- Suitable for DAR 1260 Range Wall Hood
- 18" high and 60" wide
- Made from high-quality brushed stainless steel
- Can be combined with all other 48" wide Duct Covers

Item Number: 28996375D  
UMRP/MAP: \$409  
Retail Pricing: \$409




**24" Duct Cover (60" Width)**  
**DRDC 6024**

For concealing the ducting and for adjusting the height to the wall unit

- Suitable for DAR 1260 Range Wall Hood
- 24" high and 60" wide
- Made from high-quality brushed stainless steel
- Can be combined with all other 48" wide Duct Covers

Item Number: 28996376D  
UMRP/MAP: \$459  
Retail Pricing: \$459



**700 CFM Internal Blower**  
**DRIB XL**

Internal blower

- Suitable for DAR 1220 and DAR 1230 as well as DAR 1120 and DAR 1130 Range Hood
- XL Blower with output of 700 CFM
- Required for installed Range Hood appliances with Internal Blower

Item Number: 28996345USA  
UMRP/MAP: \$649  
Retail Pricing: \$649



**1100 CFM Internal Blower**  
**DRIB XXL**

Internal blower

- Suitable for DAR 1230 and DAR 1250 as well as DAR 1130 and DAR 1150 Range Hood
- XL Blower with output of 1100 CFM
- Required for installed Range Hood appliances with Internal Blower

Item Number: 28996346USA  
UMRP/MAP: \$699  
Retail Pricing: \$699

# Range Wall Hood Accessories

## Product Overview



### 700 CFM External Blower DREB XL

External blower

- Suitable for DAR 1220 and DAR 1230 as well as DAR 1120 and DAR 1130 Range Hood
- XL Blower with output of 700 CFM
- Required for installed Range Hood appliances with External Blower

Item Number: 28996347USA  
UMRP/MAP: \$899  
Retail Pricing: \$899




### 1100 CFM External Blower DREB XXL

External blower

- Suitable for DAR 1230 and DAR 1250 as well as DAR 1130 and DAR 1150 Range Hood
- XL Blower with nominal output of 1100 CFM
- Required for installed Range Hood appliances with External Blower

Item Number: 28996348USA  
UMRP/MAP: \$999  
Retail Pricing: \$999




### Recirculation Kit (30" width) DRUU30

Kit for conversion of a Range Wall Hood to recirculation mode

- For using the Range Wall Hood in recirculating
- Suitable for DAR 1220 Range Wall Hood
- Set consists of recirculating duct cover, casing for filters and OdorFree charcoal filter
- Simple installation of charcoal filter: installation of casing behind the Baffle filter

Item Number: 28996343D  
UMRP/MAP: \$489  
Retail Pricing: \$489




### Recirculation Kit (36" width) DRUU36

Kit for conversion of a Range Wall Hood to recirculation mode

- For using the Range Wall Hood in recirculating
- Suitable for DAR 1230 Range Wall Hood
- Set consists of recirculating duct cover, casing for filters and OdorFree charcoal filter
- Simple installation of charcoal filter: installation of casing behind the Baffle filter

Item Number: 28996344D  
UMRP/MAP: \$529  
Retail Pricing: \$529



### Rear-Venting Adapter DRRV 1200

Allows the Range Hood to vent from the rear instead of the top.

- Suitable for all Range Wall Hoods and Range Insert Hoods

Item Number: 28996368USA  
UMRP/MAP: \$149  
Retail Pricing: \$149




### OdorFree Charcoal Filter DKF 23-900

For Recirculation Kit DRUU30

- Contents: 2 filters

Item Number: 09812040  
UMRP/MAP: \$119  
Retail Pricing: \$119



### OdorFree Charcoal Filter DKF 24-900

For Recirculation Kit DRUU36

- Contents: 3 filters

Item Number: 09812050  
UMRP/MAP: \$149  
Retail Pricing: \$149



### Range Dishwasher Kit

- The panel and handle combination fits any full-size Vi Dishwasher in our assortment and will harmoniously match the design of the Miele Range
- Includes the Miele badge featured on the Range, as well as the ComfortSwivel handle
- Ranges Front GFVi 616/77-1

Item Number: 21996290D  
UMRP/MAP: \$299  
Retail Pricing: \$299





# Oven Highlights

## Exclusive Features for Gourmet Results

### Moisture Plus

Each type of food has its own specific properties. Knowing them and making the most of them is the true art of cooking. In the past, bakers held the monopoly on preparing the perfect bread and rolls. Now you can too, in a Miele oven with Moisture plus. Increasing the humidity in the oven optimizes the cooking of a variety of foods: soft bread with a shiny, appetizing crust; dinner rolls and croissants as if from the local baker; succulent, tender meat with a nicely browned crust, perfect casseroles, delicious pastries and so much more.



### Wireless Precision Probe

Our new and improved Wireless Precision Probe requires no supervision: featuring multiple sensors, the countdown indicator provides correct-to-the-minute information on how long a program still has to run. With a wireless connection, the roast probe is extremely safe to use as you can insert the probe outside of the oven.

### MasterChef Plus Automatic Programs

Found in the Gourmet Center, 15 Automatic bread programs bake as if from a bakery, guiding you to the correct mode, temperature, time and integration of Moisture plus to create the perfect bread.

### MasterChef Automatic Programs

Found in the Gourmet Center, choose from over 100 easy-to-use programs for items such as baked goods, pizza, turkey and much more making preparation a breeze. Miele will deliver menu options that guide you step-by-step to the desired oven mode and temperature to create the perfect dish.

### TwinPower Convection Fans

Two convection fans inside the oven provide rapid heat-up of the oven and optimum hot air distribution. The oven is quickly ready for use.

### Telescopic Wire Rack - Self Clean Ready

Flexible and safe: handle dishes with ease as the rack slides easily out of the oven. Telescopic wire rack is also Self Clean ready, making clean-up a breeze.

# Ovens

## Product Overview



Model number	H 6281 BP	H 6180 BP	H 6280 BP
<b>Built-in</b>			
Width	30" (76 cm)	30" (76 cm)	30" (76 cm)
<b>Design</b>			
PureLine/ContourLine	●/–	–/●	●/–
Silhouette handle/Comfort handle/ComfortSwivel handle	●/–/–	–/●/–	●/–/–
Controls	DirectSelect	DirectSelect	DirectSelect
<b>Convenience features</b>			
Precise electronic temperature control	85 – 570°F	85 – 570°F	85 – 570°F
Wireless Precision Probe/Wired Probe	–/–	–/–	–/–
Crisp function	–	–	–
<b>Operating modes</b>			
Convection Bake/Intensive/Gentle Bake/Defrost	●/●/●/●	●/●/●/●	●/●/●/●
Surround/Bake/Maxi Broil/Convection Broil	●/●/–/●	●/●/–/●	●/●/–/●
Moisture plus (plumbed only)	–	–	–
MasterChef Plus automatic programs	–	–	–
MasterChef automatic programs	–	–	–
Convection Roast/Surround Roast/Broil/Browning	–/–/–/–	–/–/–/–	–/–/–/–
Slow Roasting/AutoRoast/Sabbath Program	–/–/–	–/–/–	–/–/–
<b>User convenience</b>			
Timed steam bursts programmable	–	–	–
Time display/Date display	●/–	●/–	●/–
Timer/Time saver (in the event of power failure)	●/200 hours	●/200 hours	●/200 hours
Delay start/Automatic shut off	●/●	●/●	●/●
Current temperature display/Default temperatures	●/●	●/●	●/●
Favorites/Individual settings	–/●	–/●	–/●
<b>Door</b>			
CleanGlass door/Door contact switch	●/●	●/●	●/●
Soft Open/Soft Close	●/●	●/●	●/●
<b>Cavity</b>			
TwinPower Convection fans	●	●	●
Number of shelf levels/Embossed numbers	6/●	6/●	6/●
Number of halogen lights	2	2	2
<b>Cleaning convenience</b>			
Clean Touch Steel™ front	●	●	●
PerfectClean enamel interior	–	–	–
Self Clean oven	●	●	●
Catalyzer heated/Unheated	–/●	–/●	–/●
<b>Efficiency and sustainability</b>			
Residual heat utilization/Rapid PreHeat	–/●	–/●	–/●
<b>Safety</b>			
Cool-touch front	●	●	●
Safety shut-off/Child-safety lock	●/●	●/●	●/●
<b>Technical data</b>			
Appliance dimensions in inches (W x H x D)	29 13/16" x 28 5/8" x 24 5/8"	29 13/16" x 28 5/8" x 24 5/8"	29 13/16" x 28 5/8" x 24 5/8"
Electrical requirements	208/240 V, 60 Hz, 30 Amps	208/240 V, 60 Hz, 30 Amps	208/240 V, 60 Hz, 30 Amps
Plug type	NEMA 14-30 plug	NEMA 14-30 plug	NEMA 14-30 plug
Water connection requirements	–	–	–
Hose connection	–	–	–
<b>Standard accessories</b>			
Wire rack with PerfectClean/Self-clean ready	1/–	–/1	–/1
Telescopic wire rack – Self-clean ready	–	1	1
Side runners with PerfectClean/Self-clean ready	●/–	–/●	–/●
PerfectClean Baking tray/PerfectClean Universal tray	1/–	–/1	–/1
PerfectClean Perforated Baking tray	–	–	–
PerfectClean Grilling and Roasting Insert	–	–	–
<b>UMRP &amp; MAP/Retail pricing</b>	<b>\$2,699/\$2,899</b>	<b>\$3,999/\$4,199</b>	<b>\$3,999/\$4,199</b>
<b>Item number</b>			
Clean Touch Steel™	22628153USA	22618053USA	22628053USA
Brilliant White	–	–	22628013USA
Obsidian Black	–	–	22628023USA
Graphite Grey	–	–	–

# Ovens

## Product Overview



Model number	H 6560 B	H 6560 BP	H 6580 BP
<b>Built-in</b>			
Width	24" (60 cm)	24" (60 cm)	30" (76 cm)
<b>Design</b>			
PureLine/ContourLine	–/●	–/●	–/●
Silhouette handle/Comfort handle/ComfortSwivel handle	–/–/●	–/–/●	–/–/●
Controls	SensorTronic	SensorTronic	SensorTronic
<b>Convenience features</b>			
Precise electronic temperature control	85 – 570°F	85 – 570°F	85 – 570°F
Wireless Precision Probe/Wired Probe	–/●	–/●	–/●
Crisp function	–	–	–
<b>Operating modes</b>			
Convection Bake/Intensive/Gentle Bake/Defrost	●/●/●/●	●/●/●/●	●/●/●/●
Surround/Bake/Maxi Broil/Convection Broil	●/●/–/●	●/●/–/●	●/●/–/●
Moisture plus (plumbed only)	–	–	–
MasterChef Plus automatic programs	–	–	–
MasterChef automatic programs	over 100 programs	over 100 programs	over 100 programs
Convection Roast/Surround Roast/Broil/Browning	–/–/●/●	–/–/●/●	●/●/●/●
Slow Roasting/AutoRoast/Sabbath Program	●/●/●	●/●/●	●/●/●
<b>User convenience</b>			
Timed steam bursts programmable	–	–	–
Time display/Date display	●/●	●/●	●/●
Timer/Time saver (in the event of power failure)	●/200 hours	●/200 hours	●/200 hours
Delay start/Automatic shut off	●/●	●/●	●/●
Current temperature display/Default temperatures	●/●	●/●	●/●
Favorites/Individual settings	20/●	20/●	20/●
<b>Door</b>			
CleanGlass door/Door contact switch	●/●	●/●	●/●
Soft Open/Soft Close	–/–	–/–	●/●
<b>Cavity</b>			
TwinPower Convection fans	–	–	●
Number of shelf levels/Embossed numbers	5/●	5/●	6/●
Number of halogen lights	2	2	2
<b>Cleaning convenience</b>			
Clean Touch Steel™ front	●	●	●
PerfectClean enamel interior	●	–	–
Self Clean oven	–	●	●
Catalyzer heated/Unheated	–/–	–/●	–/●
<b>Efficiency and sustainability</b>			
Residual heat utilization/Rapid Pre-Heat	●/●	●/●	●/●
<b>Safety</b>			
Cool-touch front	●	●	●
Safety shut-off/Child-safety lock	●/●	●/●	●/●
<b>Technical data</b>			
Appliance dimensions in inches (W x H x D)	23 <sup>7</sup> / <sub>16</sub> " x 23 <sup>7</sup> / <sub>16</sub> " x 22 <sup>3</sup> / <sub>8</sub> "	23 <sup>7</sup> / <sub>16</sub> " x 23 <sup>7</sup> / <sub>16</sub> " x 22 <sup>3</sup> / <sub>8</sub> "	29 <sup>13</sup> / <sub>16</sub> " x 28 <sup>5</sup> / <sub>8</sub> " x 24 <sup>5</sup> / <sub>8</sub> "
Electrical requirements	208/240 V, 60 Hz, 20 Amps	208/240 V, 60 Hz, 20 Amps	208/240 V, 60 Hz, 30 Amps
Plug type	NEMA 14-30 plug	NEMA 14-30 plug	NEMA 14-30 plug
Water connection requirements	–	–	–
Hose connection	–	–	–
<b>Standard accessories</b>			
Wire rack with PerfectClean/Self-clean ready	1/–	1/–	–/2
Telescopic wire rack – Self-clean ready	–	–	1
Side runners with PerfectClean/Self-clean ready	●/–	●/–	–/●
PerfectClean Baking tray/PerfectClean Universal tray	1/–	1/–	–/1
PerfectClean Perforated Baking tray	–	–	–
PerfectClean Grilling and Roasting Insert	–	–	●
<b>UMRP &amp; MAP/Retail pricing</b>	<b>\$2,949/\$3,149</b>	<b>\$3,699/\$3,899</b>	<b>\$4,949/\$5,149</b>
<b>Item number</b>			
Clean Touch Steel™	22656052USA	22656053USA	22658053USA
Brilliant White	–	–	–
Obsidian Black	–	–	–
Graphite Grey	–	–	–

# Ovens

## Product Overview



Model number	H 6660 BP	H 6680 BP	H 6780-2 BP
<b>Built-in</b>			
Width	24" (60 cm)	30" (76 cm)	30" (76 cm)
<b>Design</b>			
PureLine/ContourLine	●/–	●/–	–/●
Silhouette handle/Comfort handle/ComfortSwivel handle	●/–/–	●/–/–	–/–/●
Controls	SensorTronic	SensorTronic	M Touch
<b>Convenience features</b>			
Precise electronic temperature control	85 – 570°F	85 – 570°F	85 – 570°F
Wireless Precision Probe/Wired Probe	–/●	–/●	●/–
Crisp function	–	–	●
<b>Operating modes</b>			
Convection Bake/Intensive/Gentle Bake/Defrost	●/●/●/●	●/●/●/●	●/●/●/●
Surround/Bake/Maxi Broil/Convection Broil	●/●/–/●	●/●/–/●	●/●/●/●
Moisture plus (plumbed only)	–	–	●
MasterChef Plus automatic programs	–	–	40 programs
MasterChef automatic programs	over 100 programs	over 100 programs	over 100 programs
Convection Roast/Surround Roast/Broil/Browning	–/–/●/●	●/●/●/●	●/●/●/●
Slow Roasting/AutoRoast/Sabbath Program	●/●/●	●/●/●	●/●/●
<b>User convenience</b>			
Timed steam bursts programmable	–	–	●
Time display/Date display	●/●	●/●	●/●
Timer/Time saver (in the event of power failure)	●/200 hours	●/200 hours	●/200 hours
Delay start/Automatic shut off	●/●	●/●	●/●
Current temperature display/Default temperatures	●/●	●/●	●/●
Favorites/Individual settings	20/●	20/●	20/●
<b>Door</b>			
CleanGlass door/Door contact switch	●/●	●/●	●/●
Soft Open/Soft Close	–/–	●/●	●/●
<b>Cavity</b>			
TwinPower Convection fans	–	●	●
Number of shelf levels/Embossed numbers	5/●	6/●	6/●
Number of halogen lights	2	2	2
<b>Cleaning convenience</b>			
Clean Touch Steel™ front	●	●	●
PerfectClean enamel interior	–	–	–
Self Clean oven	●	●	●
Catalyzer heated/Unheated	–/●	–/●	●/–
<b>Efficiency and sustainability</b>			
Residual heat utilization/Rapid Pre-Heat	●/●	●/●	●/●
<b>Safety</b>			
Cool-touch front	●	●	●
Safety shut-off/Child-safety lock	●/●	●/●	●/●
<b>Technical data</b>			
Appliance dimensions in inches (W x H x D)	23 <sup>7</sup> / <sub>16</sub> " x 23 <sup>7</sup> / <sub>16</sub> " x 22 <sup>3</sup> / <sub>8</sub> "	29 <sup>13</sup> / <sub>16</sub> " x 28 <sup>5</sup> / <sub>8</sub> " x 24 <sup>5</sup> / <sub>8</sub> "	29 <sup>13</sup> / <sub>16</sub> " x 28 <sup>5</sup> / <sub>8</sub> " x 24 <sup>5</sup> / <sub>8</sub> "
Electrical requirements	208/240 V, 60 Hz, 20 Amps	208/240 V, 60 Hz, 30 Amps	208/240 V, 60 Hz, 30 Amps
Plug type	NEMA 14-30 plug	NEMA 14-30 plug	NEMA 14-30 plug
Water connection requirements	–	–	Water pressure 14.5 and 145 psi; <sup>3</sup> / <sub>8</sub> " shut off valve 4' 11" supplied hose with <sup>3</sup> / <sub>8</sub> " O.D. fitting
Hose connection	–	–	
<b>Standard accessories</b>			
Wire rack with PerfectClean/Self-clean ready	1/–	–/2	–/2
Telescopic wire rack – Self-clean ready	–	1	1
Side runners with PerfectClean/Self-clean ready	●/–	–/●	–/●
PerfectClean Baking tray/PerfectClean Universal tray	1/–	–/1	–/1
PerfectClean Perforated Baking tray	–	–	1
PerfectClean Grilling and Roasting Insert	–	●	●
<b>UMRP &amp; MAP/Retail pricing</b>	<b>\$3,699/\$3,899</b>	<b>\$4,949/\$5,149</b>	<b>\$6,099/\$6,299</b>
<b>Item number</b>			
Clean Touch Steel™	22666053USA	22668053USA	22678153USA
Brilliant White	22666013USA	22668013USA	–
Obsidian Black	22666023USA	22668023USA	–
Graphite Grey	–	–	–



# Ovens

## Product Overview



Model number	H 6780-2 BP2	H 6880-2 BP	H 6880-2 BP2
<b>Built-in</b>			
Width	30" (76 cm) double oven	30" (76 cm)	30" (76 cm) double oven
<b>Design</b>			
PureLine/ContourLine	–/●	●/–	●/–
Silhouette handle/Comfort handle/ComfortSwivel handle	–/–/●	●/–/–	●/–/–
Controls	M Touch	M Touch	M Touch
<b>Convenience features</b>			
Precise electronic temperature control	85 – 570°F	85 – 570°F	85 – 570°F
Wireless Precision Probe/Wired Probe	●/–	●/–	●/–
Crisp function	●	●	●
<b>Operating modes</b>			
Convection Bake/Intensive/Gentle Bake/Defrost	●/●/●/●	●/●/●/●	●/●/●/●
Surround/Bake/Maxi Broil/Convection Broil	●/●/●/●	●/●/●/●	●/●/●/●
Moisture plus (plumbed only)	●	●	●
MasterChef Plus automatic programs	40 programs	40 programs	40 programs
MasterChef automatic programs	over 100 programs	over 100 programs	over 100 programs
Convection Roast/Surround Roast/Broil/Browning	●/●/●/●	●/●/●/●	●/●/●/●
Slow Roasting/AutoRoast/Sabbath Program	●/●/●	●/●/●	●/●/●
<b>User convenience</b>			
Timed steam bursts programmable	●	●	●
Time display/Date display	●/●	●/●	●/●
Timer/Time saver (in the event of power failure)	●/200 hours	●/200 hours	●/200 hours
Delay start/Automatic shut off	●/●	●/●	●/●
Current temperature display/Default temperatures	●/●	●/●	●/●
Favorites/Individual settings	20/●	20/●	20/●
<b>Door</b>			
CleanGlass door/Door contact switch	●/●	●/●	●/●
Soft Open/Soft Close	●/●	●/●	●/●
<b>Cavity</b>			
TwinPower Convection fans	●	●	●
Number of shelf levels/Embossed numbers	6/●	6/●	6/●
Number of halogen lights	2 x 2	2	2 x 2
<b>Cleaning convenience</b>			
Clean Touch Steel™ front	●	●	●
PerfectClean enamel interior	–	–	–
Self Clean oven	●	●	●
Catalyzer heated/Unheated	●/–	●/–	●/–
<b>Efficiency and sustainability</b>			
Residual heat utilization/Rapid Pre-Heat	●/●	●/●	●/●
<b>Safety</b>			
Cool-touch front	●	●	●
Safety shut-off/Child-safety lock	●/●	●/●	●/●
<b>Technical data</b>			
Appliance dimensions in inches (W x H x D)	29 13/16" x 51 1/2" x 24 5/8"	29 13/16" x 28 5/8" x 24 5/8"	29 13/16" x 28 5/8" x 24 5/8"
Electrical requirements	208/240 V, 60 Hz, 50 Amps	208/240 V, 60 Hz, 30 Amps	208/240 V, 60 Hz, 50 Amps
Plug type	NEMA 14-50 plug	NEMA 14-30 plug	NEMA 14-50 plug
Water connection requirements	Water pressure 14.5 and 145 psi; 3/8" shut off valve 4' 11" supplied hose with 3/8" O.D. fitting	Water pressure 14.5 and 145 psi; 3/8" shut off valve 4' 11" supplied hose with 3/8" O.D. fitting	Water pressure 14.5 and 145 psi; 3/8" shut off valve 4' 11" supplied hose with 3/8" O.D. fitting
Hose connection			
<b>Standard accessories</b>			
Wire rack with PerfectClean/Self-clean ready	–/4	–/2	–/4
Telescopic wire rack – Self-clean ready	2	1	2
Side runners with PerfectClean/Self-clean ready	–/●	–/●	–/●
PerfectClean Baking tray/PerfectClean Universal tray	–/2	–/1	–/2
PerfectClean Perforated Baking tray	1	1	1
PerfectClean Grilling and Roasting Insert	●	●	●
<b>UMRP &amp; MAP/Retail pricing</b>	<b>\$8,799/\$8,999</b>	<b>\$6,099/\$6,299</b>	<b>\$8,799/\$8,999</b>
<b>Item number</b>			
Clean Touch Steel™	22678155USA	22688153USA	22688155USA
Brilliant White	–	22688113USA	–
Obsidian Black	–	22688123USA	22688125USA
Graphite Grey	–	22688143USA	–

# Oven Accessories

## Product Overview



### PerfectClean Baking Tray

With PerfectClean finish

- Ideal for multi-purpose baking
- Fits into Flexi Clips or directly into side racks
- Easy cleaning thanks to PerfectClean finish
- For 24" and 30" Convection Ovens

Item Number: 09519820

UMRP/MAP: \$99

Retail Pricing: \$99



### PerfectClean Perforated Baking Tray

With PerfectClean finish

- For crispy cakes, biscuits, pastries, breads, rolls, french fries and pizza with a crust
- Also for baking - particularly in Moisture plus mode
- Easy cleaning thanks to PerfectClean finish
- For positioning on the wire rack
- For 24" and 30" Convection Ovens

Item Number: 09520620

UMRP/MAP: \$99

Retail Pricing: \$99



### PerfectClean Universal Tray

With PerfectClean finish

- Ideal for multi-purpose baking
- Use as a drip tray for meat juices/fat as a result from roasting and grilling
- To be used together with the grilling and roasting inserts when roasting
- Fits into FlexiClips or directly into side racks
- For 24" and 30" Convection Ovens

Item Number: 09519840

UMRP/MAP: \$99

Retail Pricing: \$99



### Grilling and Roasting Insert

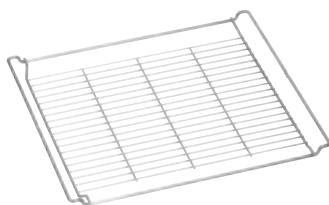
With PerfectClean finish

- Meat juices or grease does not burn; good for delicious sauce
- Prevents grease splashes, reduces the need for cleaning
- Fits perfectly on the PerfectClean Universal Tray
- For 24" and 30" Convection Ovens

Item Number: 09520630

UMRP/MAP: \$99

Retail Pricing: \$99



### Wire Rack

With PerfectClean finish

- Surface on which to rest baking trays and casserole dishes
- For grilling simply place on PerfectClean Universal Tray
- Easy cleaning thanks to PerfectClean finish
- For 24" and 30" Convection Ovens

Item Number: 09524950

UMRP/MAP: \$79

Retail Pricing: \$79



### PerfectClean FlexiClips HFC 71

For flexible, customized use of your oven

- For positioning into side racks
- Convenient access to oven trays and racks on every single level
- Easy cleaning thanks to PerfectClean finish

Item Number: 09520660

UMRP/MAP: \$169

Retail Pricing: \$169



### FlexiClips - Self Clean Ready HFC 72


For flexible, customized use of your oven

- For positioning into side racks
- Convenient access to oven trays and racks on every single level
- Convenient, automatic self cleaning

Item Number: 09520670

UMRP/MAP: \$199

Retail Pricing: \$199



### Wire Rack - Self Clean Ready

With PerfectClean finish

- Surface on which to rest baking trays and casserole dishes
- For grilling simply place on PerfectClean Universal Tray
- Convenient, automatic self cleaning
- For 24" and 30" Convection Ovens

Item Number: 09520640

UMRP/MAP: \$119

Retail Pricing: \$119

# Oven Accessories

## Product Overview



### PerfectClean Universal Tray

With PerfectClean finish

- Ideal for multi-purpose baking
- Use as a drip tray for meat juices/fat as a result from roasting and grilling
- To be used together with the grilling and roasting inserts when roasting
- For positioning on the wire rack
- For 30" Convection Ovens

Item Number: 09811950

UMRP/MAP: \$119

Retail Pricing: \$119



### Grilling and Roasting Insert

With PerfectClean finish

- Meat juices or grease does not burn; good for delicious sauce
- Prevents grease splashes, reduces the need for cleaning
- Fits perfectly on the PerfectClean Universal Tray
- For 30" Convection Ovens

Item Number: 09811960

UMRP/MAP: \$99

Retail Pricing: \$99



### Telescopic Wire Rack - Self Clean Ready


Self Clean ready

- Simple to attach to side runners
- Convenient access to oven inserts and racks on every single level through easy gliding
- Telescopic racks are connected to wire rack
- For 30" Convection Ovens

Item Number: 09811980

UMRP/MAP: \$259

Retail Pricing: \$259



### Wire Rack - Self Clean Ready

Self Clean ready

- For positioning into side runners
- For 30" Convection Ovens

Item Number: 09811970

UMRP/MAP: \$149

Retail Pricing: \$149

# Oven Accessories

## Product Overview



### Round Baking Trays

With PerfectClean finish

- For baking pizzas, quiche, tarts and more
- Non-stick - no baking parchment or greasing required
- Extremely cut-resistant
- Easy cleaning thanks to PerfectClean finish

Item Number: 09520720 (without Miele logo)

Item Number: 09520730 (with Miele logo)

UMRP/MAP: \$59

Retail Pricing: \$59



### PerfectClean Gourmet Baking Stone HBS 60

For achieving the same results as if baked in a stone oven

- For baking pizza, bread and savory pastries
- As a hot plate on the table, it retains heat for up to 25 minutes
- Easy to clean thanks to its high-quality glaze
- Glazed fire stone – including wooden peel

Item Number: 05382220

UMRP/MAP: \$269

Retail Pricing: \$269



### Induction-ready Gourmet Casserole HUB 62-22

For ovens, combi-steam ovens and induction cooktops

- Made from die-cast aluminum with high-quality non-sticking coating
- Casserole lid can be ordered separately
- Dimensions in W x D x H: 16.6" x 10.1" x 3.4"

Item Number: 10314280

UMRP/MAP: \$229

Retail Pricing: \$229



### Induction-ready Gourmet Casserole HUB 62-35

For frying, braising and gratinating

- Made from die-cast aluminium with high-quality non-sticking coating
- Casserole lid can be ordered separately
- For all ovens and cooktops, except gas cooktops
- Dimensions in W x D x H: 16.6" x 14.8" x 3.4"

Item Number: 10314300

UMRP/MAP: \$269

Retail Pricing: \$269



### Induction-ready Gourmet Casserole HUB 5001-XL

For frying, braising and gratinating

- Made from die-cast aluminium with high quality non-sticking coating
- Casserole lid can be ordered separately
- For all ovens and cooktops, except gas cooktops
- Dimensions in W x D x H: 17.6" x 15.2" x 3.4"

Item Number: 10314310

UMRP/MAP: \$269

Retail Pricing: \$269



### Gourmet Casserole Lid HBD 60-22

For Miele casserole dishes HUB 62-22

Not supplied with casserole dishes

- Made from high-quality stainless steel
- Not suitable for Speed Ovens or when grilling
- Not supplied with casserole dishes

Item Number: 05136950

UMRP/MAP: \$99

Retail Pricing: \$99



### Gourmet Casserole Lid HBD 60-35

For Miele HUB 62-35 and HUB 5001 XL casserole dishes

- Not supplied with casserole dishes
- Made from high-quality stainless steel
- Not suitable for Speed Ovens or when grilling

Item Number: 05136960

UMRP/MAP: \$119

Retail Pricing: \$119



### DGSB2 Cutting Board

For steam cooking containers

- 2 rack levels, e. g. steam cooking containers
- Made from oiled beech wood with excellent non-slip silicone feet
- With a wide, easy-to-clean juice groove

Item Number: 09120970

UMRP/MAP: \$130

Retail Pricing: \$130









# Excellent Features For Gourmet Results

## Speed Oven Highlights

### Easy Maintenance

The stainless steel interior cavity of the speed oven features a woven pattern and PerfectClean™ finish – making clean-up effortless.



### Combination Microwave and Convection Modes

Versatile time-saver: combines microwave technology with conventional heat, to reduce your overall cooking time by up to 30%.

### Microwave

Full power at your fingertips: fast selection of the microwave function via touch control.

### MasterChef Automatic Programs

Found in the Gourmet Center, Miele guides you through over 100 easy-to-use programs for items such as baked goods, pizza, turkey, fish and much more.

### Roast Probe

Stress-free menu planning: the remaining program time can be easily viewed – supervising the process is no longer necessary. The option of a wired or wireless roast probe varies with models.

### Popcorn Button

At the touch of a button: fast and easy preparation of microwavable popcorn.

# Speed Ovens

## Product Overview



Model number	H 6100 BM	H 6200 BM	H 6500 BM
<b>Built-In</b>			
Width	24" (60 cm)	24" (60 cm)	24" (60 cm)
<b>Design</b>			
PureLine/ContourLine	-/●	●/-	-/●
Silhouette handle/Comfort handle/ComfortSwivel handle	-/●/-	●/-/-	-/-/●
Controls	DirectSelect	DirectSelect	SensorTronic
<b>Convenience features</b>			
Precise electronic temperature control	86 – 480°F	86 – 480°F	86 – 480°F
Electronically-controlled microwave	●	●	●
Power levels	1 – 7 microwave power levels	1 – 7 microwave power levels	1 – 7 microwave power levels
Roast probe	–	–	●
<b>Operating modes</b>			
Convection Bake/Intensive/Gentle Bake/Defrost	●/-/●/●	●/-/●/●	●/●/●/●
MasterChef automatic programs	–	–	over 100 programs
AutoRoast	●	●	●
Surround/Bake/Maxi Broil/Convection Broil	-/-/●/●	-/-/●/●	●/●/●/●
Slow Roasting	–	–	●
Microwave	●	●	●
Combi Auto Roast/Micro Broil	●/-	●/-	●/●
Combi Bake/Combi Broil	●/-	●/-	●/●
Special Modes	–	–	●
Sabbath Program	–	–	●
<b>User convenience</b>			
Popcorn button	●	●	●
Time display/Date display	●/-	●/-	●/●
Timer/Time saver (in the event of power failure)	●/200 hours	●/200 hours	●/200 hours
Delay Start/Automatic shut-off	●/●	●/●	●/●
Current temperature display/Default temperatures	●/●	●/●	●/●
Recommended microwave power per operating mode	●	●	●
Minute Plus button	●	●	●
Favorites	–	–	20
<b>Door</b>			
CleanGlass door/Door contact switch	●/●	●/●	●/●
<b>Cavity</b>			
PerfectClean stainless steel cavity	●	●	●
Number of halogen lights	1	1	1
<b>Easy maintenance</b>			
Clean Touch Steel™ front	●	●	●
Foldable Broiling element	●	●	●
<b>Efficiency and sustainability</b>			
Residual heat utilisation/Rapid PreHeat	-/●	-/●	●/●
<b>Safety</b>			
Cool-touch front	●	●	●
Safety shut-off/System lock	●/●	●/●	●/●
<b>Technical data</b>			
Appliance dimensions in inches (W x H x D)	23 <sup>7</sup> / <sub>16</sub> " x 17 <sup>15</sup> / <sub>16</sub> " x 22 <sup>15</sup> / <sub>16</sub> "	23 <sup>7</sup> / <sub>16</sub> " x 17 <sup>15</sup> / <sub>16</sub> " x 22 <sup>15</sup> / <sub>16</sub> "	23 <sup>7</sup> / <sub>16</sub> " x 17 <sup>15</sup> / <sub>16</sub> " x 22 <sup>15</sup> / <sub>16</sub> "
Electrical requirements	208/240 V, 60 Hz, 30 Amps	208/240 V, 60 Hz, 30 Amps	208/240 V, 60 Hz, 30 Amps
Plug type	NEMA 14-30 plug	NEMA 14-30 plug	NEMA 14-30 plug
<b>Standard Accessories</b>			
PerfectClean Wire rack	1	1	1
Glass tray	1	1	1
<b>UMRP &amp; MAP/Retail pricing</b>	<b>\$2,249/\$2,449</b>	<b>\$2,249/\$2,449</b>	<b>\$3,249/\$3,449</b>
<b>Item number</b>			
Clean Touch Steel™	22610054USA	22620054USA	22650054USA
Brilliant White	–	22620014USA	–
Obsidian Black	–	22620024USA	–
Graphite Grey	–	–	–



# Speed Ovens

## Product Overview



Model number	H 6600 BM	H 6700 BM	H 6800 BM
<b>Built-In</b>			
Width	24" (60 cm)	24" (60 cm)	24" (60 cm)
<b>Design</b>			
PureLine/ContourLine	●/–	–/●	●/–
Silhouette handle/Comfort handle/ComfortSwivel handle	●/–/–	–/–/●	●/–/–
Controls	SensorTronic	M Touch	M Touch
<b>Convenience features</b>			
Precise electronic temperature control	86 – 480°F	86 – 480°F	86 – 480°F
Electronically-controlled microwave	●	●	●
Power levels	1 – 7 microwave power levels	1 – 7 microwave power levels	1 – 7 microwave power levels
Roast probe	●	●	●
<b>Operating modes</b>			
Convection Bake/Intensive/Gentle Bake/Defrost	●/●/●/●	●/●/●/●	●/●/●/●
MasterChef automatic programs	over 100 programs	over 100 programs	over 100 programs
AutoRoast	●	●	●
Surround/Bake/Maxi Broil/Convection Broil	●/●/●/●	●/●/●/●	●/●/●/●
Slow Roasting	●	●	●
Microwave	●	●	●
Combi Auto Roast/Micro Broil	●/●	●/●	●/●
Combi Bake/Combi Broil	●/●	●/●	●/●
Special Modes	●	●	●
Sabbath Program	●	●	●
<b>User convenience</b>			
Popcorn button	●	●	●
Time display/Date display	●/●	●/●	●/●
Timer/Time saver (in the event of power failure)	●/200 hours	●/200 hours	●/200 hours
Delay Start/Automatic shut-off	●/●	●/●	●/●
Current temperature display/Default temperatures	●/●	●/●	●/●
Recommended microwave power per operating mode	●	●	●
Minute Plus button	●	●	●
Favorites	20	20	20
<b>Door</b>			
CleanGlass door/Door contact switch	●/●	●/●	●/●
<b>Cavity</b>			
PerfectClean stainless steel cavity	●	●	●
Number of halogen lights	1	1	1
<b>Easy maintenance</b>			
Clean Touch Steel™ front	●	●	●
Foldable Broiling element	●	●	●
<b>Efficiency and sustainability</b>			
Residual heat utilisation/Rapid PreHeat	●/●	●/●	●/●
<b>Safety</b>			
Cool-touch front	●	●	●
Safety shut-off/System lock	●/●	●/●	●/●
<b>Technical data</b>			
Appliance dimensions in inches (W x H x D)	23 7/16" x 17 15/16" x 22 7/16"	23 7/16" x 17 15/16" x 22 7/16"	23 7/16" x 17 15/16" x 22 7/16"
Electrical requirements	208/240 V, 60 Hz, 30 Amps	208/240 V, 60 Hz, 30 Amps	208/240 V, 60 Hz, 30 Amps
Plug type	NEMA 14-30 plug	NEMA 14-30 plug	NEMA 14-30 plug
<b>Standard Accessories</b>			
PerfectClean Wire rack	1	1	1
Glass tray	1	2	2
<b>UMRP &amp; MAP/Retail pricing</b>	<b>\$3,249/\$3,449</b>	<b>\$3,649/\$3,849</b>	<b>\$3,649/\$3,849</b>
<b>Item number</b>			
Clean Touch Steel™	22660054USA	22670054USA	22680054USA
Brilliant White	22660014USA	–	22680014USA
Obsidian Black	22660024USA	–	22680024USA
Graphite Grey	–	–	22680044USA

# Speed Ovens

## Product Overview



Model number	H 6570 BM	H 6670 BM	H 6770 BM
<b>Built-In</b>			
Width	30" (76 cm)	30" (76 cm)	30" (76 cm)
<b>Design</b>			
PureLine/ContourLine	-/●	●/-	-/●
Silhouette handle/Comfort handle/ComfortSwivel handle	-/-/●	●/-/-	-/-/●
Controls	SensorTronic	SensorTronic	M Touch
<b>Convenience features</b>			
Precise electronic temperature control	86 – 480°F	86 – 480°F	86 – 480°F
Electronically-controlled microwave	●	●	●
Power levels	1 – 7 microwave power levels	1 – 7 microwave power levels	1 – 7 microwave power levels
Roast probe	●	●	●
<b>Operating modes</b>			
Convection Bake/Intensive/Gentle Bake/Defrost	●/●/●/●	●/●/●/●	●/●/●/●
MasterChef automatic programs	over 100 programs	over 100 programs	over 100 programs
AutoRoast	●	●	●
Surround/Bake/Maxi Broil/Convection Broil	●/●/●/●	●/●/●/●	●/●/●/●
Slow Roasting	●	●	●
Microwave	●	●	●
Combi Auto Roast/Micro Broil	●/●	●/●	●/●
Combi Bake/Combi Broil	●/●	●/●	●/●
Special Modes	●	●	●
Sabbath Program	●	●	●
<b>User convenience</b>			
Popcorn button	●	●	●
Time display/Date display	●/●	●/●	●/●
Timer/Time saver (in the event of power failure)	●/200	●/200	●/200
Delay Start/Automatic shut-off	●/●	●/●	●/●
Current temperature display/Default temperatures	●/●	●/●	●/●
Recommended microwave power per operating mode	●	●	●
Minute Plus button	●	●	●
Favorites	20	20	20
<b>Door</b>			
CleanGlass door/Door contact switch	●/●	●/●	●/●
<b>Cavity</b>			
PerfectClean stainless steel cavity	●	●	●
Number of halogen lights	1	1	1
<b>Easy maintenance</b>			
Clean Touch Steel™ front	●	●	●
Foldable Broiling element	●	●	●
<b>Efficiency and sustainability</b>			
Residual heat utilisation/Rapid PreHeat	●/●	●/●	●/●
<b>Safety</b>			
Cool-touch front	●	●	●
Safety shut-off/System lock	●/●	●/●	●/●
<b>Technical data</b>			
Appliance dimensions in inches (W x H x D)	29 13/16" x 18 7/8" x 22 9/16"	29 13/16" x 18 7/8" x 22 9/16"	29 13/16" x 18 7/8" x 22 9/16"
Electrical requirements	208/240 V, 60 Hz, 30 Amps	208/240 V, 60 Hz, 30 Amps	208/240 V, 60 Hz, 30 Amps
Plug type	NEMA 14-30 plug	NEMA 14-30 plug	NEMA 14-30 plug
<b>Standard Accessories</b>			
PerfectClean Wire rack	1	1	1
Glass tray	2	2	2
<b>UMRP &amp; MAP/Retail pricing</b>	<b>\$3,449/\$3,649</b>	<b>\$3,449/\$3,649</b>	<b>\$3,849/\$4,049</b>
<b>Item number</b>			
Clean Touch Steel™	22657054USA	22667054USA	22677054USA
Brilliant White	–	–	–
Obsidian Black	–	–	–
Graphite Grey	–	–	–

# Speed Ovens

## Product Overview



<b>Model number</b>	<b>H 6870 BM</b>
<b>Built-In</b>	
Width	30" (76 cm)
<b>Design</b>	
PureLine/ContourLine	●/–
Silhouette handle/Comfort handle/ComfortSwivel handle	●/–/–
Controls	M Touch
<b>Convenience features</b>	
Precise electronic temperature control	86 – 480°F
Electronically-controlled microwave	●
Power levels	1 – 7 microwave power levels
Roast probe	●
<b>Operating modes</b>	
Convection Bake/Intensive/Gentle Bake/Defrost	●/●/●/●
MasterChef automatic programs	over 100 programs
AutoRoast	●
Surround/Bake/Maxi Broil/Convection Broil	●/●/●/●
Slow Roasting	●
Microwave	●
Combi Auto Roast/Micro Broil	●/●
Combi Bake/Combi Broil	●/●
Special Modes	●
Sabbath Program	●
<b>User convenience</b>	
Popcorn button	●
Time display/Date display	●/●
Timer/Time saver (in the event of power failure)	●/200
Delay Start/Automatic shut-off	●/●
Current temperature display/Default temperatures	●/●
Recommended microwave power per operating mode	●
Minute Plus button	●
Favorites	20
<b>Door</b>	
CleanGlass door/Door contact switch	●/●
<b>Cavity</b>	
PerfectClean stainless steel cavity	●
Number of halogen lights	1
<b>Easy maintenance</b>	
Clean Touch Steel™ front	
Foldable Broiling element	
<b>Efficiency and sustainability</b>	
Residual heat utilisation/Rapid Pre-Heat	●/●
<b>Safety</b>	
Cool-touch front	●
Safety shut-off/System lock	●/●
<b>Technical data</b>	
Appliance dimensions in inches (W x H x D)	29 13/16" x 18 7/8" x 22 9/16"
Electrical requirements	208/240 V, 60 Hz, 30 Amps
Plug type	NEMA 14-30 plug
<b>Standard Accessories</b>	
PerfectClean Wire rack	1
Glass tray	2
<b>UMRP &amp; MAP/Retail pricing</b>	<b>\$3,849/\$4,049</b>
<b>Item number</b>	
Clean Touch Steel™	22687054USA
Brilliant White	22687014USA
Obsidian Black	22687024USA
Graphite Grey	22687044USA

# Speed Oven Accessories


## Product Overview



### Glass Tray

- Ideal for bakes, gratins and cakes
- Faster and more even baking results than on a baking tray
  - Enables continuous monitoring of baking process
  - For Speed Ovens

Item Number: 04317620  
UMRP/MAP: \$149  
Retail Pricing: \$149



### Wire Rack

- For positioning into side runners
- For Speed Ovens

Item Number: 06881872  
UMRP/MAP: \$79  
Retail Pricing: \$79









# Exclusive Features for Gourmet Results

## Steam Oven Highlights

### MultiSteam

Tailored to suit your personal tastes - the Miele Steam Oven is a universal appliance, a perfect partner to your oven or cooktop. You can make appetizers, soups, fish, meat, vegetables, side-dishes or desserts individually or as a complete meal in one cooking process.

Thanks to Miele's MultiSteam technology, external steam generation ensures perfect results. 8 steam inlets enable fast generation of steam and steam distribution, reduced heat-up times and uniform cooking results.



### Cavity Size

Using the entire depth: it's easy to cook large quantities at once - saving time and energy.

### Menu Cooking

A complete menu: automatic programs determine the temperature, cooking duration and sequence in which the food is added.

### Easy Clean-Up

No limescale: thanks to external steam generation, cleaning is quick and easy.

### MasterChef Automatic Programs

Cook more than 100 types of food to perfection with ease: guaranteed results with fish, meat, vegetables and more.

### Keep Warm Function

Prevents food from cooling down: food is kept at serving temperature for 15 minutes after the program has finished.

# Built-in Steam Ovens

## Product Overview



Model number	DG 6500	DG 6600
<b>Built-in</b>		
Width	24" (60 cm)	24" (60 cm)
<b>Design</b>		
PureLine/ContourLine	–/●	●/–
Silhouette handle/Comfort handle/ComfortSwivel handle	–/–/●	●/–/–
Controls	SensorTronic	SensorTronic
<b>Convenience features</b>		
Electronic temperature control with steam oven operation	●	●
104 – 212° Fahrenheit	●	●
Menu cooking without transfer of flavor	●	●
MasterChef programs with individual setting of the cooking result	●	●
Keep-warm function	●	●
<b>Operating modes</b>		
MasterChef automatic programs	over 150 programs	over 150 programs
Steam cooking	●	●
Sous Vide cooking	●	●
Defrost	●	●
Reheating	●	●
<b>User convenience</b>		
Steam cooking on up to 4 levels at the same time	●	●
Automatic menu cooking	●	●
Steam reduction before end of program	●	●
Time of day display/Date display/Timer	●/●/●	●/●/●
Delay start programming	●	●
Current temperature display/Default temperature	●/●	●/●
Favorites/Individual settings	20/●	20/●
<b>Door</b>		
CleanGlass door	●	●
<b>Cavity</b>		
MultiSteam illuminated module with LED lighting	●	●
Number of shelf levels	4	4
<b>Cleaning convenience</b>		
Clean Touch Steel™ front	●	●
External steam generator	●	●
Floor heater element for condensate reduction	●	●
Automatic descaling	●	●
<b>Steam technology and water supply</b>		
MultiSteam	●	●
Water lasts for approx. 90 min cooking	●	●
Fresh water container	●	●
<b>Safety</b>		
Appliance cooling system and touch-cool fronts	●	●
Safety shut-off/System lock	●/●	●/●
Door contact switch	●	●
<b>Technical data</b>		
Appliance dimensions in inches (W x H x D)	23 <sup>7</sup> / <sub>16</sub> " x 17 <sup>15</sup> / <sub>16</sub> " x 22 <sup>7</sup> / <sub>16</sub> "	23 <sup>7</sup> / <sub>16</sub> " x 17 <sup>15</sup> / <sub>16</sub> " x 22 <sup>7</sup> / <sub>16</sub> "
Electrical requirements	208/240 V, 60 Hz, 20 Amps	208/240 V, 60 Hz, 20 Amps
Plug type	NEMA 6-20 plug	NEMA 6-20 plug
<b>Standard accessories</b>		
Stainless steel containers perforated/solid	3/–	3/–
Wire rack/Solid drip tray	●/●	●/●
<b>UMRP &amp; MAP/Retail pricing</b>	<b>\$2,899/\$3,099</b>	<b>\$2,899/\$3,099</b>
<b>Item number</b>		
Clean Touch Steel™	23650050USA	23660050USA
Brilliant White	–	–
Obsidian Black	–	–
Graphite Grey	–	–

# Steam Oven Accessories

## Product Overview



### DGG 21 Drip Pan

For preparation of foods in gravy, stock, water (e.g. example, rice, pasta)

- Exterior dimensions W x D x H: 16.9" x 12.8" x 1.6"
- Made from treated stainless steel

Item Number: 08283300  
UMRP/MAP: \$59  
Retail Pricing: \$59



### DGG 2 Solid Cooking Pan

For preparation of foods in gravy, stock, water (e.g. example, rice, pasta)

- Exterior dimensions W x D x H: 12.8" x 6.9" x 2.4"
- Made from treated stainless steel

Item Number: 05001390  
UMRP/MAP: \$49  
Retail Pricing: \$49



### DGG 3 Solid Cooking Pan

For preparation of foods in gravy, stock, water (e.g. example, rice, pasta)

- Exterior dimensions W x D x H: 12.8" x 10.4" x 2.6"
- Made from treated stainless steel

Item Number: 05001400  
UMRP/MAP: \$59  
Retail Pricing: \$59



### DGG 7 Solid Cooking Pan

For preparation of foods in gravy, stock, water (e.g. example, rice, pasta)

- Exterior dimensions W x D x H: 12.8" x 6.9" x 3.9"
- Made from treated stainless steel

Item Number: 08019361  
UMRP/MAP: \$49  
Retail Pricing: \$49



### DGG 11 Solid Cooking Pan

For preparation of foods in gravy, stock, water (e.g. example, rice, pasta)

- Exterior dimensions W x D x H: 12.8" x 13.9" x .79"
- Made from treated stainless steel

Item Number: 08234900  
UMRP/MAP: \$59  
Retail Pricing: \$59



### DGG 18 Solid Cooking Pan

For preparation of foods in gravy, stock, water (e.g. example, rice, pasta)

- Exterior dimensions W x D x H: 12.8" x 6.9" x 7.9"
- Made from treated stainless steel

Item Number: 08019007  
UMRP/MAP: \$59  
Retail Pricing: \$59



### DGGL 1 Perforated Cooking Pan

For blanching or cooking vegetables, fish, meat, potatoes and more

- Exterior dimensions W x D x H: 12.8" x 6.9" x 1.6"
- Made from treated stainless steel

Item Number: 05001370  
UMRP/MAP: \$49  
Retail Pricing: \$49




### DGGL 4 Perforated Cooking Pan

For blanching or cooking vegetables, fish, meat, potatoes and more

- Exterior dimensions W x D x H: 12.8" x 10.4" x 2.4"
- Made from treated stainless steel

Item Number: 05379570  
UMRP/MAP: \$59  
Retail Pricing: \$59



### DGGL 5 Perforated Cooking Pan

For blanching or cooking vegetables, fish, meat, potatoes and more

- Exterior dimensions W x D x H: 12.8" x 6.9" x 2.4"
- Made from treated stainless steel

Item Number: 08019293  
UMRP/MAP: \$49  
Retail Pricing: \$49



# Steam Oven Accessories

## Product Overview



### DGGL 6 Perforated Cooking Pan

- For blanching or cooking vegetables, fish, meat, potatoes and more
- Exterior dimensions W x D x H: 12.8" x 6.9" x 3.9"
  - Made from treated stainless steel

Item Number: 08019294  
UMRP/MAP: \$49  
Retail Pricing: \$49



### DGGL 8 Perforated Cooking Pan

- For blanching or cooking vegetables, fish, meat, potatoes and more
- Exterior dimensions W x D x H: 12.8" x 10.4" x 1.6"
  - Made from treated stainless steel

Item Number: 08227240  
UMRP/MAP: \$59  
Retail Pricing: \$59



### Lid for DGGL 1, DGGL 5, DGGL 6, DGG2, DGG 7, DGG 11 (2 lids needed), DGG 18

- Stainless steel lid with handle for steam cooking containers
- Exterior dimensions W x D: 12.8" x 6.9"
  - Made from stainless steel

Item Number: 08109071  
UMRP/MAP: \$39  
Retail Pricing: \$39



### Larger Lid for DGGL 4, DGGL 8, DGG 3

- Stainless steel lid with handle for steam cooking containers
- Exterior dimensions W x D: 6.9" x 10.4"
  - Made from stainless steel

Item Number: 07623900  
UMRP/MAP: \$39  
Retail Pricing: \$39



### PerfectClean Wire Rack

- With PerfectClean finish
- For positioning into side runners

Item Number: 08248451  
UMRP/MAP: \$79  
Retail Pricing: \$79



### DGSE 1 Serving Element

- Food served in style, enjoyed hot
- For serving hot food straight from the Miele steam oven
  - Can also be used as an oven-proof dish (up to 446°F)
  - Made from fine porcelain from Villeroy & Boch
  - For steam cooking cont. 12.8" x 6.9" W x D & max. height of 2.6"

Item Number: 09438520  
UMRP/MAP: \$180  
Retail Pricing: \$180







# Innovative Features for Gourmet Results

## Highlighting the Combi-Steam Oven

### MultiSteam

Miele's Combi-Steam Oven is versatile enough to be the only oven needed in your kitchen. Creating appetizers, soups, fish, meat, vegetables, side-dishes or dessert individually or as a complete meal in one cooking process is always an easy task. Individual tastes for cooking results – firm or tender – can also be catered for. Thanks to Miele's MultiSteam technology, external steam generation ensures perfect results. 6 steam inlet ports enable fast generation of steam and steam distribution, short heat-up times and uniform cooking results.



### Fully Fledged Steam Oven, Convection Oven and Combi-Steam Oven

3 in 1: achieving perfect cooking, roasting and baking results with unlimited combination options.

### XXL Cavity

Even more space: the XXL capacity of Miele's Combi-Steam oven allows for even more flexibility and larger dishes. Complete meals can be prepared simultaneously for multiple people with this spacious oven.

### Lift-Up Control Panel

Convenient: With the simple touch of a button, the control panel automatically lifts up, allowing for easy access to the dishwasher-safe water and condensate containers.

### MasterChef and MasterChef Gourmet Center

MasterChef offers over 100 easy-to-use programs for items such as baked goods, pizza, turkey and much more makes preparation a breeze. MasterChef Gourmet offers automatic programs that use slow roasting methods to cook meat at lower temperatures for longer cooking times.

### Roast Probe

Miele's roast probe accurately records the internal temperatures of meats being cooked in your oven cavity. The roast probe replaces a meat thermometer, presetting a desired core temperatures and the shutting the oven off automatically when that temperature is reached.



# Combi-Steam Ovens XL

## Product Overview



Model number	DGC 6500-1 XL	DGC 6600-1 XL	DGC 6700-1 XL
<b>Built-in</b>			
Width	24" (60 cm)	24" (60 cm)	24" (60 cm)
<b>Design</b>			
PureLine/ContourLine	-/●	●/-	-/●
Silhouette handle/Comfort handle/ComfortSwivel handle	-/-/●	●/-/-	-/-/●
Controls	SensorTronic	SensorTronic	M Touch
<b>Convenience features</b>			
Wireless roast probe/Roast probe	-/●	-/●	-/●
Electronic temperature control of oven operation	●	●	●
85 – 435° Fahrenheit	●	●	●
<b>Electronic temperature control of steam oven operation</b>			
104 – 212° Fahrenheit	●	●	●
Climate sensor/Menu cooking without transfer of flavor	●/●	●/●	●/●
<b>Operating modes</b>			
Steam/Combi-Steam/MasterChef automatic programs	●/●/over 100 programs	●/●/over 100 programs	●/●/over 100 programs
MasterChef Gourmet automatic programs	–	–	●
Maxi Broil/Broil/Convection Broil	●/●/●	●/●/●	●/●/●
Convection Bake	●	●	●
Surround/Intensive/Bake	●/●/●	●/●/●	●/●/●
Sabbath Mode	●	●	●
Sous vide cooking	●	●	●
<b>User convenience</b>			
Motorized lift-up control panel	●	●	●
Automatic menu cooking	●	●	●
Time of day display/Date display/Timer	●/●/●	●/●/●	●/●/●
Delay start programming	●	●	●
Current temperature display/Default temperature	●/●	●/●	●/●
Favorites/Individual settings	20/●	20/●	20/●
<b>Door</b>			
CleanGlass door	●	●	●
<b>Cavity</b>			
XL cavity	●	●	●
Number of halogen lights	1	1	1
<b>Cleaning convenience</b>			
Clean Touch Steel™ front	●	●	●
Stainless-steel cavity with PerfectClean/with linen surface structure	●/●	●/●	●/●
External steam generator	●	●	●
Maintenance programs: Soak/Rinse/Dry	●/●/●	●/●/●	●/●/●
<b>Steam technology and water supply</b>			
MultiSteam	●	●	●
Fresh water container	●	●	●
Condensate container behind motorized lift-up control panel	●	●	●
Fresh water connection/Drain connection	-/-	-/-	-/-
<b>Safety</b>			
Appliance cooling system and touch-cool fronts	●	●	●
Safety shut-off/System lock	●/●	●/●	●/●
<b>Technical data</b>			
Appliance dimensions in inches (W x H x D)	23 7/16" x 17 15/16" x 22 7/16"	23 7/16" x 17 15/16" x 22 7/16"	23 7/16" x 17 15/16" x 22 7/16"
Electrical requirements	208V/240V, 60 Hz, 20 Amps	208V/240V, 60 Hz, 20 Amps	208V/240V, 60 Hz, 20 Amps
Plug type	NEMA 6-20 plug	NEMA 6-20 plug	NEMA 6-20 plug
Water connection requirements	–	–	–
Hose connection	–	–	–
<b>Standard accessories</b>			
PerfectClean Universal Tray/PerfectClean Wire rack	1/1	1/1	1/1
Stainless steel containers perforated/solid	2/1	2/1	2/1
PerfectClean FlexiClips	–	–	1
<b>UMRP &amp; MAP/Retail pricing</b>	<b>\$4,149/\$4,349</b>	<b>\$4,149/\$4,349</b>	<b>\$4,549/\$4,749</b>
<b>Item number</b>			
Clean Touch Steel™	23650074USA	23660074USA	23670074USA
Brilliant White	–	23660071USA	–
Obsidian Black	–	23660072USA	–
Graphite Grey	–	–	–



# Combi-Steam Ovens XL

## Product Overview



Model number	DGC 6705-1 XL plumbed	DGC 6800-1 XL	DGC 6805-1 XL plumbed
<b>Built-in</b>			
Width	24" (60 cm)	24" (60 cm)	24" (60 cm)
<b>Design</b>			
PureLine/ContourLine	–/●	●/–	●/–
Silhouette handle/Comfort handle/ComfortSwivel handle	–/–/●	●/–/–	●/–/–
Controls	M Touch	M Touch	M Touch
<b>Convenience features</b>			
Wireless roast probe/Roast probe	–/●	–/●	–/●
Electronic temperature control of oven operation	●	●	●
85 – 435° Fahrenheit	●	●	●
<b>Electronic temperature control of steam oven operation</b>			
104 – 212° Fahrenheit	●	●	●
Climate sensor/Menu cooking without transfer of flavor	●/●	●/●	●/●
<b>Operating modes</b>			
Steam/Combi-Steam/MasterChef automatic programs	●/●/over 100 programs	●/●/over 100 programs	●/●/over 100 programs
MasterChef Gourmet automatic programs	●	●	●
Maxi Broil/Broil/Convection Broil	●/●/●	●/●/●	●/●/●
Convection Bake	●	●	●
Surround/Intensive/Bake	●/●/●	●/●/●	●/●/●
Sabbath Mode	●	●	●
Sous vide cooking	●	●	●
<b>User convenience</b>			
Motorized lift-up control panel	●	●	●
Automatic menu cooking	●	●	●
Time of day display/Date display/Timer	●/●/●	●/●/●	●/●/●
Delay start programming	●	●	●
Current temperature display/Default temperature	●/●	●/●	●/●
Favorites/Individual settings	20/●	20/●	20/●
<b>Door</b>			
CleanGlass door	●	●	●
<b>Cavity</b>			
XL cavity	●	●	●
Number of halogen lights	1	1	1
<b>Cleaning convenience</b>			
Clean Touch Steel™ front	●	●	●
Stainless-steel cavity with PerfectClean/with linen surface structure	●/●	●/●	●/●
External steam generator	●	●	●
Maintenance programs: Soak/Rinse/Dry	●/●/●	●/●/●	●/●/●
<b>Steam technology and water supply</b>			
MultiSteam	●	●	●
Fresh water container	●	●	●
Condensate container behind motorized lift-up control panel	–	●	–
Fresh water connection/Drain connection	●/●	–/–	●/●
<b>Safety</b>			
Appliance cooling system and touch-cool fronts	●	●	●
Safety shut-off/System lock	●/●	●/●	●/●
<b>Technical data</b>			
Appliance dimensions in inches (W x H x D)	23 7/16" x 17 15/16" x 22 7/16"	23 7/16" x 17 15/16" x 22 7/16"	23 7/16" x 17 15/16" x 22 7/16"
Electrical requirements	208V/240V, 60 Hz, 20 Amps	208V/240V, 60 Hz, 20 Amps	208V/240V, 60 Hz, 20 Amps
Plug type	NEMA 6-20 plug	NEMA 6-20 plug	NEMA 6-20 plug
Water connection requirements	Water pressure 14.5 and 87.02 psi; GHT shut off valve	–	Water pressure 14.5 and 87.02 psi; GHT shut off valve
Hose connection	9' 10" supplied hose with 3/8" compression fitting	–	9' 10" supplied hose with 3/8" compression fitting
<b>Standard accessories</b>			
PerfectClean Universal Tray/PerfectClean Wire rack	1/1	1/1	1/1
Stainless steel containers perforated/solid	2/1	2/1	2/1
PerfectClean FlexiClips	1	1	1
<b>UMRP &amp; MAP/Retail pricing</b>	<b>\$4,849/\$5,049</b>	<b>\$4,549/\$4,749</b>	<b>\$4,849/\$5,049</b>
<b>Item number</b>			
Clean Touch Steel™	23670574USA	23680074USA	23680574USA
Brilliant White	–	23680071USA	–
Obsidian Black	–	23680072USA	–
Graphite Grey	–	23680073USA	–

# Combi-Steam Ovens XXL

## Product Overview



Model number	DGC 6760 XXL	DGC 6765 XXL plumbed	DGC 6860 XXL
<b>Built-in</b>			
Width	24" (60 cm)	24" (60 cm)	24" (60 cm)
<b>Design</b>			
PureLine/ContourLine	–/●	–/●	●/–
Silhouette handle/Comfort handle/ComfortSwivel handle	–/–/●	–/–/●	●/–/–
Controls	M Touch	M Touch	M Touch
<b>Convenience features</b>			
Wireless roast probe/Roast probe	–/●	–/●	–/●
Electronic temperature control of oven operation	●	●	●
85 – 435° Fahrenheit	●	●	●
<b>Electronic temperature control of steam oven operation</b>			
104 – 212° Fahrenheit	●	●	●
Climate sensor/Menu cooking without transfer of flavor	●/●	●/●	●/●
<b>Operating modes</b>			
Steam/Combi-Steam/MasterChef automatic programs	●/●/over 100 programs	●/●/over 100 programs	●/●/over 100 programs
MasterChef Gourmet automatic programs	●	●	●
Maxi Broil/Broil/Convection Broil	●/●/●	●/●/●	●/●/●
Convection Bake	●	●	●
Surround/Intensive/Bake	●/●/●	●/●/●	●/●/●
Sabbath Mode	●	●	●
Sous vide cooking	●	●	●
<b>User convenience</b>			
Motorized lift-up control panel	●	●	●
Automatic menu cooking	●	●	●
Time of day display/Date display/Timer	●/●/●	●/●/●	●/●/●
Delay start programming	●	●	●
Current temperature display/Default temperature	●/●	●/●	●/●
Favorites/Individual settings	●/●	●/●	●/●
<b>Door</b>			
CleanGlass door	●	●	●
<b>Cavity</b>			
XXL cavity	●	●	●
Number of halogen lights	2	2	2
<b>Cleaning convenience</b>			
Clean Touch Steel™ front	●	●	●
Stainless-steel cavity with PerfectClean/with linen surface structure	●/●	●/●	●/●
External steam generator	●	●	●
Maintenance programs: Soak/Rinse/Dry	●/●/●	●/●/●	●/●/●
<b>Steam technology and water supply</b>			
MultiSteam	●	●	●
Fresh water container	●	●	●
Condensate container behind motorized lift-up control panel	●	–	●
Fresh water connection/Drain connection	–/–	●/●	–/–
<b>Safety</b>			
Appliance cooling system and touch-cool fronts	●	●	●
Safety shut-off/System lock	●/●	●/●	●/●
<b>Technical data</b>			
Appliance dimensions in inches (W x H x D)	23 1/16" x 23 7/16" x 23 1/4"	23 1/16" x 23 7/16" x 23 1/4"	23 1/16" x 23 7/16" x 23 1/4"
Electrical requirements	208V/240V, 60 Hz, 20 Amps	208V/240V, 60 Hz, 20 Amps	208V/240V, 60 Hz, 20 Amps
Plug type	NEMA 6-20 plug	NEMA 6-20 plug	NEMA 6-20 plug
Water connection requirements	–	Water pressure 14.5 and 87.02 psi; GHT shut off valve	–
Hose connection	–	9' 10" supplied hose with 3/8" compression fitting	–
<b>Standard accessories</b>			
PerfectClean Universal Tray/PerfectClean Wire rack	1/1	1/1	1/1
Stainless steel containers perforated/solid	2/1	2/1	2/1
PerfectClean FlexiClips	1	1	1
<b>UMRP &amp; MAP/Retail pricing</b>	<b>\$5,149/\$5,349</b>	<b>\$5,449/\$5,649</b>	<b>\$5,149/\$5,349</b>
<b>Item number</b>			
Clean Touch Steel™	23676053USA	23676553USA	23686053USA
Brilliant White	–	–	23686013USA
Obsidian Black	–	–	23686023USA
Graphite Grey	–	–	–

# Combi-Steam Ovens XXL

## Product Overview



<b>Model number</b>	<b>DGC 6865 XXL plumbed</b>
<b>Built-in</b>	
Width	24" (60cm)
<b>Design</b>	
PureLine/ContourLine	●/–
Silhouette handle/Comfort handle/ComfortSwivel handle	●/–/–
Controls	M Touch
<b>Convenience features</b>	
Wireless roast probe/Roast probe	–/●
Electronic temperature control of oven operation	●
85 – 435° Fahrenheit	●
<b>Electronic temperature control of steam oven operation</b>	
104 – 212° Fahrenheit	●
Climate sensor/Menu cooking without transfer of flavor	●/●
<b>Operating modes</b>	
Steam/Combi-Steam/MasterChef automatic programs	●/●/over 100 programs
MasterChef Gourmet automatic programs	●
Maxi Broil/Broil/Convection Broil	●/●/●
Convection Bake	●
Surround/Intensive/Bake	●/●/●
Sabbath Mode	●
Sous vide cooking	●
<b>User convenience</b>	
Motorized lift-up control panel	●
Automatic menu cooking	●
Time of day display/Date display/Timer	●/●/●
Delay start programming	●
Current temperature display/Default temperature	●/●
Favorites/Individual settings	●/●
<b>Door</b>	
CleanGlass door	●
<b>Cavity</b>	
XXL cavity	●
Number of halogen lights	2
<b>Cleaning convenience</b>	
Clean Touch Steel™ front	●
Stainless-steel cavity with PerfectClean/with linen surface structure	●/●
External steam generator	●
Maintenance programs: Soak/Rinse/Dry	●/●/●
<b>Steam technology and water supply</b>	
MultiSteam	●
Fresh water container	●
Condensate container behind motorized lift-up control panel	–
Fresh water connection/Drain connection	●/●
<b>Safety</b>	
Appliance cooling system and touch-cool fronts	●
Safety shut-off/System lock	●/●
<b>Technical data</b>	
Appliance dimensions in inches (W x H x D)	23 7/16" x 23 7/16" x 23 1/4"
Electrical requirements	208V/240V, 60 Hz, 20 Amps
Plug type	NEMA 6-20 plug
Water connection requirements	9' 10" supplied hose with 3/8" compression fitting
Hose connection	
<b>Standard accessories</b>	
PerfectClean Universal Tray/PerfectClean Wire rack	1/1
Stainless steel containers perforated/solid	2/1
PerfectClean FlexiClips	1
<b>UMRP &amp; MAP/Retail pricing</b>	<b>\$5,449/\$5,649</b>
<b>Item number</b>	
Clean Touch Steel™	23686553USA
Brilliant White	23686513USA
Obsidian Black	23686523USA
Graphite Grey	–

# Combi-Steam Oven Accessories

## Product Overview



### DGGL 12 Perforated Cooking Pan

For blanching or cooking vegetables, fish, meat, potatoes and much more

- Exterior dimensions W x D x H: 17.6" x 15.2" x 1.6"
- Made from treated stainless steel

Item Number: 08249430

UMRP/MAP: \$59

Retail Pricing: \$59



### DGGL 20 Perforated Cooking Pan

For blanching or cooking vegetables, fish, meat, potatoes and much more

- Exterior dimensions W x D x H: 17.7" x 7.5" x 1.6"
- Made from treated stainless steel

Item Number: 08285410

UMRP/MAP: \$49

Retail Pricing: \$49



### DGG 20 Solid Cooking Pan

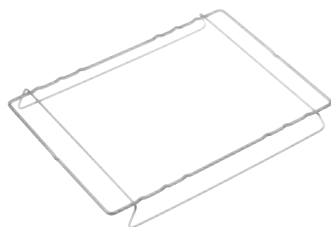
For cooking food in gravy, stock, water (e.g. B. rice, pasta)

- Exterior dimensions W x D x H: 17.7" x 7.5" x 1.6"
- Made from treated stainless steel

Item Number: 08246340

UMRP/MAP: \$49

Retail Pricing: \$49



### Rack for Cooking Pans DGA

For maximum utilization of the large cavity

- Allows the use of GN cooking containers
- Made from stainless steel

Item Number: 08249560

UMRP/MAP: \$29

Retail Pricing: \$29



### Grease Filter

Item Number: 08235270

UMRP/MAP: \$56

Retail Pricing: \$56



### DGSE 1 Serving Element

Food served in style, enjoyed hot

- For serving hot food straight from the Miele steam oven
- Can also be used as an oven-proof dish (up to 446°F)
- Made from fine porcelain from Villeroy & Boch
- For steam cooking cont. 12.8" x 6.9" W x D & max. height of 2.6"

Item Number: 09438520

UMRP/MAP: \$180

Retail Pricing: \$180



### PerfectClean Universal Tray

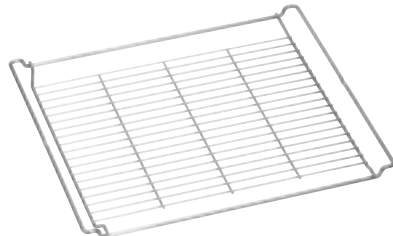
With PerfectClean finish

- Ideal for baking
- Drip tray for meat juices or fat when roasting and grilling
- Fits into FlexiClips or directly into side racks

Item Number: 09519840

UMRP/MAP: \$129

Retail Pricing: \$129



### PerfectClean Wire Rack

With PerfectClean finish

- As a surface on which to rest baking tins and casserole dishes
- Ideal for grilling directly on the rack
- Fits perfectly on Miele Universal trays and grease trays
- For use with FlexiClips or in side racks

Item Number: 09524950

UMRP/MAP: \$79

Retail Pricing: \$79



### PerfectClean FlexiClips HFC 71

For flexible, customized use of your oven

- For positioning into side racks
- Convenient access to oven trays and racks on every single level
- Easy cleaning thanks to PerfectClean finish

Item Number: 09520660

UMRP/MAP: \$169

Retail Pricing: \$169

# Combi-Steam Oven Accessories

## Product Overview



### **Induction-ready Gourmet Casserole HUB 5001-XL**

For frying, braising and gratinating

- Made from die-cast aluminum with high-quality non-sticking coating
- For all ovens and cooktops, except gas cooktops

Item Number: 10314310

UMRP/MAP: \$269

Retail Pricing: \$269





# Miele Microwave Features

## Perfect Results and Convenience



### 15.75" Turntable

Plenty of space: perfect for several glasses, cups, plates or cooking containers of various sizes.



### LED Lighting

High-quality and durable: LEDs place your food in the spotlight during preparation.



### Popcorn Button

At the touch of a button: fast and easy preparation of one packet of popcorn.



### Automatic Programs

Create dishes with ease: simply select one of 16 automatic programs, the weight of the food to be cooked and the appliance will do the rest.



### Memory Function

Clever: programs consisting of up to 3 stages can be started and prepared automatically, without interruption.

# Microwave Ovens

## Product Overview



Model number	M 6040 SC	M 6160 TC	M 6260 TC
<b>Built-in</b>			
Width	24" (60 cm)	24" (60 cm)	24" (60 cm)
<b>Design</b>			
PureLine/ContourLine	●/–	–/●	●/–
TopControl/SideControl	–/●	●/–	●/–
Silhouette Handle/Comfort Handle	–/–	–/●	●/–
Controls	DirectSelect	DirectSelect	DirectSelect
<b>Convenience features</b>			
Electronically-controlled microwave power	●	●	●
Power levels	80/150/300/450/600/750/900 W	80/150/300/450/600/750/900 W	80/150/300/450/600/750/900 W
Keep-warm function	●	●	●
<b>Operating modes</b>			
Automatic programs	11	16	16
900 watt microwave	●	●	●
<b>User convenience</b>			
Popcorn button	–	●	●
Time display	●	●	●
Timer/Automatic shut-off	●/●	●/●	●/●
Minute Plus button	●	●	●
Memory function	●	●	●
Individual settings	●	●	●
<b>Door</b>			
Door contact switch	●	●	●
Door opening button	●	–	–
Door hinge	Left hinged	Bottom hinged	Bottom hinged
<b>Cavity</b>			
Stainless steel cavity	●	●	●
LED lighting	–	●	●
Turntable diameter	12.5"	15.8"	15.8"
<b>Cleaning convenience</b>			
Clean Touch Steel™ front	●	●	●
<b>Safety</b>			
Safety shut-off/System lock	●/●	●/●	●/●
<b>Technical data</b>			
Appliance dimensions in inches (W x H x D)	23 7/16" x 17 13/16" x 22 1/8"	23 7/16" x 17 15/16" x 22 7/16"	23 7/16" x 17 15/16" x 22 7/16"
Electrical requirements	120 V, 60 Hz, 15 Amps	120 V, 60 Hz, 15 Amps	120 V, 60 Hz, 15 Amps
Plug type	NEMA 5-15 plug	NEMA 5-15 plug	NEMA 5-15 plug
<b>Included accessories</b>			
Plate cover	●	●	●
<b>UMRP &amp; MAP/Retail pricing</b>	<b>\$1,149/\$1,349</b>	<b>\$1,899/\$2,099</b>	<b>\$1,899/\$2,099</b>
<b>Item number</b>			
Clean Touch Steel™	24604050USA	24616050USA	24626050USA
Brilliant White	–	–	–
Obsidian Black	–	–	–
Graphite Grey	–	–	–





Auto

80

150

300

3:38

min



M



Microwave  
**PopCorn!**

FOR USE IN MICROWAVE OVEN





# Plate and Food Warming Drawer Highlights

## The Perfect Temperature for Dishware and Food

### 4 Operating Modes

Meals with multiple courses can be a challenge. How do you maintain the quality of your prepared food, while keeping it warmed until it's served? And once served, how can rapid cooling be avoided? A convenient solution: Miele's Warming Drawers – the perfect match for your Miele built-in appliances. Warm cups and plates or keep food at serving temperature with temperature settings from 104 – 185°F. This ensures that you and your guests enjoy a delicious meal with every course.



### Touch Controls

Simply convenient: program selection at the touch of a button via a flush touch panel.

### Timer

Heat guaranteed: all warming drawers feature a 4-hour timer which switches off automatically.

### Self-Closing

Gentle and quiet: a special buffer allows the warming drawer to close gently.

### Full-Extension Drawers

Simply practical: the warming drawer can be pulled out completely for easy loading and unloading.

### Capacity

Depending on the model, dishware for up to 12 people can be pre-heated.

# Warming Drawers

## Product Overview



Model number	ESW 6114	ESW 6214	ESW 6380 FB
<b>Built-in</b>			
Width	24" (60 cm)	24" (60 cm)	30" (76 cm)
<b>Design</b>			
PureLine/ContourLine	●/●	●/●	-/-
Fully-integrated, custom panel	-	-	●
Touch glass control panel with sensor controls	●	●	●
Control panel with text/symbols	●/-	●/-	●/-
Silhouette handle/Comfort handle	-/-	-/-	-/-
Handleless	●	●	-
<b>Convenience features</b>			
Warming cookware	●	●	●
Keeping food warm	●	●	●
Precise electronic adjustable temperature control from 105 – 185°F	●	●	●
<b>Operating modes</b>			
Warm cups	●	●	●
Warm plates	●	●	●
Keeping food warm	●	●	●
Low temperature cooking (e.g. melting, proofing, etc.)	●	●	●
<b>User convenience</b>			
Fully telescopic runners for easy loading and unloading	●	●	●
Push-to-Open mechanism	●	●	-
SoftClose feature	●	●	●
Timer function	●	●	●
Loading capacity	6 place settings	6 place settings	12 place settings
<b>Cleaning convenience</b>			
Clean Touch Steel™ front	●	●	-
Flush touch display	●	●	●
<b>Safety</b>			
Cool-touch front	●	●	●
Non-slip liner	●	●	●
Safety shut-off	●	●	●
<b>Technical data</b>			
Appliance dimensions in inches (W x H x D)	23 7/16" x 5 9/16" x 22	23 7/16" x 5 9/16" x 22	29 13/16" x 10 13/16" x 24 7/8"
Electrical requirements	120 V, 60 Hz, 15 Amps	120 V, 60 Hz, 15 Amps	120 V, 60 Hz, 15 Amps
Plug type	NEMA 5-15 plug	NEMA 5-15 plug	NEMA 5-15 plug
<b>Standard accessories</b>			
Non-slip liner	1	1	1
Rack for increased capacity	-	-	1
<b>UMRP &amp; MAP/Retail pricing</b>	<b>\$1,249/\$1,349</b>	<b>\$1,249/\$1,349</b>	<b>\$1,799/\$1,899</b>
<b>Item number</b>			
Clean Touch Steel™	30611452USA	30621452USA	30638052USA
Brilliant White	-	30621412USA	-
Obsidian Black	-	30621422USA	-
Graphite Grey	-	30621472USA	-

# Warming Drawers

## Product Overview



Model number	ESW 6580	ESW 6780	ESW 6880
<b>Built-in</b>			
Width	30" (76 cm)	30" (76 cm)	30" (76 cm)
<b>Design</b>			
PureLine/ContourLine	–/●	–/●	●/–
Fully-integrated, custom panel	–	–	–
Touch glass control panel with sensor controls	●	●	●
Control panel with text/symbols	●/–	●/–	●/–
Silhouette handle/Comfort handle	–/●	–/●	●/–
Handleless	–	–	–
<b>Convenience features</b>			
Warming cookware	●	●	●
Keeping food warm	●	●	●
Precise electronic adjustable temperature control from 105 – 185°F	●	●	●
<b>Operating modes</b>			
Warm cups	●	●	●
Warm plates	●	●	●
Keeping food warm	●	●	●
Low temperature cooking (e.g. melting, proofing, etc.)	●	●	●
<b>User convenience</b>			
Fully telescopic runners for easy loading and unloading	●	●	●
Push-to-Open mechanism	–	–	–
SoftClose feature	●	●	●
Timer function	●	●	●
Loading capacity	12 place settings	12 place settings	12 place settings
<b>Cleaning convenience</b>			
Clean Touch Steel™ front	●	●	●
Flush touch display	●	●	●
<b>Safety</b>			
Cool-touch front	●	●	●
Non-slip liner	●	●	●
Safety shut-off	●	●	●
<b>Technical data</b>			
Appliance dimensions in inches (W x H x D)	29 13/16" x 10 13/16" x 24 7/8"	29 13/16" x 10 13/16" x 24 7/8"	29 13/16" x 10 13/16" x 24 7/8"
Electrical requirements	120 V, 60 Hz, 15 Amps	120 V, 60 Hz, 15 Amps	120 V, 60 Hz, 15 Amps
Plug type	NEMA 5-15 plug	NEMA 5-15 plug	NEMA 5-15 plug
<b>Standard accessories</b>			
Non-slip liner	1	1	1
Rack for increased capacity	1	1	1
<b>UMRP &amp; MAP/Retail pricing</b>	<b>\$1,999/\$2,099</b>	<b>\$1,999/\$2,099</b>	<b>\$1,999/\$2,099</b>
<b>Item number</b>			
Clean Touch Steel™	30658052USA	30678052USA	30688052USA
Brilliant White	–	–	30688012USA
Obsidian Black	–	–	30688022USA
Graphite Grey	–	–	30688072USA

# Warming Drawers

## Product Overview



Model number	ESW 6585	ESW 6885
<b>Built-in</b>		
Width	30" (76 cm)	30" (76 cm)
<b>Design</b>		
PureLine/ContourLine	–/●	–/●
Fully-integrated, custom panel	–	–
Touch glass control panel with sensor controls	●	●
Control panel with text/symbols	●/–	●/–
Silhouette handle/Comfort handle	–/–	–/–
Handleless	●	●
<b>Convenience features</b>		
Warming cookware	●	●
Keeping food warm	●	●
Precise electronic adjustable temperature control from 105 – 185°F	●	●
<b>Operating modes</b>		
Warm cups	●	●
Warm plates	●	●
Keeping food warm	●	●
Low temperature cooking (e.g. melting, proofing, etc.)	●	●
<b>User convenience</b>		
Fully telescopic runners for easy loading and unloading	●	●
Push-to-Open mechanism	●	●
SoftClose feature	–	–
Timer function	●	●
Loading capacity	12 place settings	12 place settings
<b>Cleaning convenience</b>		
Clean Touch Steel™ front	●	●
Flush touch display	●	●
<b>Safety</b>		
Cool-touch front	●	●
Non-slip liner	●	●
Safety shut-off	●	●
<b>Technical data</b>		
Appliance dimensions in inches (W x H x D)	29 12/16" x 9 3/16" x 23 3/4"	29 13/16" x 9 3/16" x 23 3/4"
Electrical requirements	120 V, 60 Hz, 15 Amps	120 V, 60 Hz, 15 Amps
Plug type	NEMA 5-15 plug	NEMA 5-15 plug
<b>Standard accessories</b>		
Non-slip liner	1	1
Rack for increased capacity	1	1
<b>UMRP &amp; MAP/Retail pricing</b>	<b>\$1,999/\$2,099</b>	<b>\$1,999/\$2,099</b>
<b>Item number</b>		
Clean Touch Steel™	30658563USA	30688563USA
Brilliant White	–	30688561USA
Obsidian Black	–	30688562USA
Graphite Grey	–	30688564USA



# Vacuum Sealing Drawer

## Product Overview



<b>Model number</b>	<b>EVS 6114</b>
<b>Construction type</b>	
Built-in vacuum sealing drawer	●
<b>Design</b>	
PureLine/ContourLine	●/●
Control panel with sensor controls	●
Control panel with text/symbols	–/●
Handleless – push-to-open	●
<b>Convenience features</b>	
Preparing for Sous Vide cooking	●
Longer storage life of food	●
Marinating food	●
<b>Range of applications</b>	
Vacuum sealing food	●
Marinating food	●
Dividing food into portions	●
Vacuum sealing containers	●
Resealing original packaging	●
Sealing jars	●
Vacuum sealing liquids	●
<b>Control panel</b>	
Fully telescopic runners for easy loading and unloading	●
Push-to-Open mechanism	●
Vacuum settings	1 – 3
LED vacuum setting indicator	●
Sealing duration settings	1 – 3
LED sealing duration indicator	●
Stop function	●
Maximum bag size in inches (mm)	9.8 – 13.8 inches (250 – 350 mm)
Vacuum chamber capacity in cu. ft. (l)	0.3 cu.ft. (8 l)
<b>Air extraction technology</b>	
Stainless-steel vacuum chamber	●
Pump capacity in m³/h	4
<b>Cleaning convenience</b>	
Stainless steel front with Clean Touch Steel surface	●
Flush control panel	●
Note regarding moisture removal from the vacuum pump	●
Replaceable sealing bar	●
<b>Safety</b>	
Safety cut-out	●
<b>Technical data</b>	
Appliance dimensions in inches (W x H x D)	23 1/2" x 5 5/8" x 22 1/2"
Useable interior height in inches (mm)	3 1/4" (80)
Total connected load in kW/Voltage in V/Fuse rating in A	0,3/120/15
Wire length in ft (m)	5 (1.8)
<b>Standard accessories</b>	
Adapter for vacuum sealing container	1
Sous-vide cookbook/request card for sous-vide cookbook	–/–
Connection wire with plug	–
Vacuum sealing bags	●
<b>UMRP &amp; MAP/Retail pricing</b>	<b>\$2,799/\$2,899</b>
<b>Item number</b>	
Clean Touch Steel™	30611468USA
Brilliant White	–
Obsidian Black	–
Graphite Grey	–



Con@ctivity

# Exclusive Features for Gourmet Results

## Miele Electric and Induction Cooktops - Product Highlights

### Con@ctivity 2.0

Miele's Con@ctivity 2.0 feature allows you to concentrate fully on cooking, leaving the rest up to its wireless technology. Con@ctivity 2.0 gathers information from the induction cooktop and transmits it to the ventilation hood, ensuring the hood operates at the optimum power setting based on your cooking environment. To avoid unnecessary energy consumption, once the cooktop is turned off the ventilation hood will run for up to 15 minutes, depending on what is being cooked.


Con@ctivity 2.0 can control the following functions for you:

- Switching on the hood and its lighting when the cooktop is operating
- Automatic power level adjustment – to suit your cooktop setting
- Automatic delayed shutdown times (in stages of 5 or 15 minutes)
- Automatic switch-off of the hood and cooktop lighting

If needed, you may override automatic operation or use your ventilation hood manually at any time during cooking.

### Required Components

In order for Con@ctivity 2.0 to function, a network-capable Miele ventilation hood and Miele induction cooktop with Con@ctivity 2.0 must be installed together. A suitable wireless stick for the induction cooktop is supplied with network-capable ventilation hoods.



### Stop & Go

Automatically reduces the power level to the lowest setting for all active zones. Allowing you to temporarily leave your cooktop unattended.

### Auto Heat-Up

Offering the ultimate in cooktop responsiveness, the Auto Heat-Up function provides an initial power boost before reducing the power level for continued cooking.

### Keep Warm Function

Food kept at serving temperature: this function controls the temperature in the pan base and prevents food from burning.

### Timer

Perfect timing: this feature allows you to set a duration for cooking and will alert you once the time is complete.

### EasyClean Ceramic Glass

Designed with an extremely durable Ceran surface, this smooth, glass-like surface is designed to resist heat transfer.

# Electric Cooktops

## Product Overview



Model number	KM 5621	KM 5820	KM 5624
<b>Electric cooktop</b>			
Width	24" (60 cm)	24" (60 cm)	30" (76 cm)
240 V/208 V (2 separate models)	●/●	●/●	●/●
<b>Controls</b>			
Stainless Steel knob controls	●	–	●
Direct Selection	–	●	–
Direct Selection Plus	–	–	–
Control Panel placement	right side	left front	right side
<b>Design</b>			
Stainless steel frame	●	●	●
EasyClean Ceran surface	●	●	●
3D glass design	●	●	●
<b>Cooking zones</b>			
Number of cooking zones	4	3	4
Front Left:	Variable zone, 4 <sup>3</sup> / <sub>4</sub> " – 8 <sup>1</sup> / <sub>4</sub> "	–	Variable zone, 7 <sup>1</sup> / <sub>16</sub> " – 9"
Power level in W	900/2,400	–	1,600/2,500
Back Left:	Single zone, 5 <sup>11</sup> / <sub>16</sub> "	Variable zone, 5 <sup>11</sup> / <sub>16</sub> " – 8 <sup>1</sup> / <sub>4</sub> " – 10 <sup>5</sup> / <sub>8</sub> "	Single zone, 5 <sup>11</sup> / <sub>16</sub> "
Power level in W	1,200	950/2,000/3,100	1,200
Front Right:	Single zone, 5 <sup>11</sup> / <sub>16</sub> "	Single zone, 5 <sup>11</sup> / <sub>16</sub> "	Variable zone, 4 <sup>3</sup> / <sub>4</sub> " – 7 <sup>1</sup> / <sub>16</sub> "
Power level in W	1,200	1,200	700/1,800
Back Right:	Variable zone, 4 <sup>3</sup> / <sub>4</sub> " – 7 <sup>1</sup> / <sub>16</sub> "	Variable zone, 4 <sup>3</sup> / <sub>4</sub> " – 7 <sup>1</sup> / <sub>16</sub> "	Variable zone, 4 <sup>3</sup> / <sub>4</sub> " – 7 <sup>1</sup> / <sub>16</sub> "
Power level in W	700/1,800	700/1,800	700/1,800
Front Center:	–	–	–
Power level in W	–	–	–
Back Center:	–	–	–
Power level in W	–	–	–
<b>Features</b>			
Number of variable cooking zones	2	2	3
Timer	–	●	–
Auto-Heat Up	●	●	●
Stop & Go	–	●	–
<b>Indicators</b>			
Residual heat indicators/Power level display	●/–	●/●	●/–
<b>Efficiency and sustainability</b>			
Utilization of residual heat	–	–	–
<b>Safety</b>			
Overheating protection	●	●	●
<b>Technical data</b>			
Appliances dimensions in inches (W x H x D)	24 <sup>5</sup> / <sub>8</sub> " x 2 <sup>15</sup> / <sub>16</sub> " x 21 <sup>7</sup> / <sub>16</sub> "	24 <sup>5</sup> / <sub>8</sub> " x 2 <sup>15</sup> / <sub>16</sub> " x 21 <sup>7</sup> / <sub>16</sub> "	30 <sup>1</sup> / <sub>2</sub> " x 2 <sup>15</sup> / <sub>16</sub> " x 21 <sup>7</sup> / <sub>16</sub> "
Electrical requirements	208/240 V, 60 Hz, 40 Amps	208/240 V, 60 Hz, 40 Amps	208/240 V, 60 Hz, 40 Amps
<b>Optional accessories</b>			
Miele Ceramic and Stainless Steel Cleaner	●	●	●
Razor blade glass scraper	●	●	●
<b>UMRP &amp; MAP/Retail pricing</b>	<b>\$1,599/\$1,699</b>	<b>\$1,699/\$1,799</b>	<b>\$1,799/\$1,899</b>
<b>Item Number</b>			
240 V	26562150USA	26582050USA	26562450USA
208 V	26562151USA	26582051USA	26562451USA



# Electric Cooktops

## Product Overview



Model number	KM 5840	KM 5627	KM 5860
<b>Electric cooktop</b>			
Width	30" (76 cm)	36" (90 cm)	36" (90 cm)
240 V/208 V (2 separate models)	●/●	●/●	●/●
<b>Controls</b>			
Stainless Steel knob controls	–	●	–
Direct Selection	–	–	–
Direct Selection Plus	●	–	●
Control Panel placement	right front	right side	right front
<b>Design</b>			
Stainless steel frame	●	●	●
EasyClean Ceran surface	●	●	●
3D glass design	●	●	●
<b>Cooking zones</b>			
Number of cooking zones	4	5	5
Front Left:	Variable zone, 7 1/16" – 9"	Variable zone, 7 1/16" – 9"	Variable zone, 7 1/16" – 9"
Power level in W	1,600/2,500	1,600/2,500	1,600/2,500
Back Left:	Single zone, 5 11/16"	Single zone, 5 11/16"	Single zone, 5 11/16"
Power level in W	1,200	1,200	1,200
Front Right:	–	Variable zone, 8 1/4" – 10 5/8"	–
Power level in W	–	2,000/2,700	–
Back Right:	Variable zone, 7 1/16" – 9"	–	Variable zone, 5 11/16" – 8 1/4" – 10 5/8"
Power level in W	1,600/2,500	–	950/2,000/3,100
Front Center:	–	Variable zone, 4 3/4" – 7 1/16"	Single zone, 5 11/16"
Power level in W	–	700/1,800	1,200
Back Center:	Variable zone, 4 3/4" – 7 1/16"	Variable zone, 4 3/4" – 7 1/16"	Variable zone, 4 3/4" – 7 1/16"
Power level in W	700/1,800	700/1,800	700/1,800
<b>Features</b>			
Number of variable cooking zones	3	4	3
Timer	●	–	●
Auto-Heat Up	●	●	●
Stop & Go	●	–	●
<b>Indicators</b>			
Residual heat indicators/Power level display	●/●	●/–	●/●
<b>Efficiency and sustainability</b>			
Utilization of residual heat	–	–	–
<b>Safety</b>			
Overheating protection	●	●	●
<b>Technical data</b>			
Appliances dimensions in inches (W x H x D)	30 1/2" x 2 15/16" x 21 7/16"	36" x 2 15/16" x 21 7/16"	36" x 2 15/16" x 21 7/16"
Electrical requirements	208/240 V, 60 Hz, 40 Amps	208/240 V, 60 Hz, 40 Amps	208/240 V, 60 Hz, 50 Amps
<b>Optional accessories</b>			
Miele Ceramic and Stainless Steel Cleaner	●	●	●
Razor blade glass scraper	●	●	●
<b>UMRP &amp; MAP/Retail pricing</b>	<b>\$1,999/\$2,099</b>	<b>\$1,999/\$2,099</b>	<b>\$2,199/\$2,299</b>
<b>Item Number</b>			
240 V	26584050USA	26562750USA	26586050USA
208 V	26584051USA	26562751USA	26586051USA

# Electric Cooktops

## Product Overview



<b>Model number</b>	<b>KM 5880</b>
<b>Electric cooktop</b>	
Width	42" (106 cm)
240 V/208 V (2 separate models)	●/●
<b>Controls</b>	
Stainless Steel knob controls	—
Direct Selection	—
Direct Selection Plus	●
Control Panel placement	right front
<b>Design</b>	
Stainless steel frame	●
EasyClean Ceran surface	●
3D glass design	●
<b>Cooking zones</b>	
Number of cooking zones	5
Front Left:	Variable zone, 7 <sup>1</sup> / <sub>16</sub> " – 9"
Power level in W	1,600/2,500
Back Left:	Single zone, 5 <sup>11</sup> / <sub>16</sub> "
Power level in W	1,200
Front Right:	—
Power level in W	—
Back Right:	Variable zone, 5 <sup>11</sup> / <sub>16</sub> " – 8 <sup>1</sup> / <sub>4</sub> " – 10 <sup>5</sup> / <sub>8</sub> "
Power level in W	950/2,000/3,100
Front Center:	Variable zone, 4 <sup>3</sup> / <sub>4</sub> " – 7 <sup>1</sup> / <sub>16</sub> "
Power level in W	700/1,800
Back Center:	Variable zone, 5 <sup>11</sup> / <sub>16</sub> " – 8 <sup>1</sup> / <sub>4</sub> "
Power level in W	1,100/2,400
<b>Features</b>	
Number of variable cooking zones	4
Timer	●
Auto-Heat Up	●
Stop & Go	●
<b>Indicators</b>	
Residual heat indicators/Power level display	●/●
<b>Efficiency and sustainability</b>	
Utilization of residual heat	—
<b>Safety</b>	
Overheating protection	●
<b>Technical data</b>	
Appliances dimensions in inches (W x H x D)	42 <sup>1</sup> / <sub>16</sub> " x 2 <sup>1</sup> / <sub>8</sub> " x 21 <sup>7</sup> / <sub>16</sub> "
Electrical requirements	208 V, 60 Hz, 60 Amps 240 V, 60 Hz, 50 Amps
<b>Optional accessories</b>	
Miele Ceramic and Stainless Steel Cleaner	●
Razor blade glass scraper	●
<b>UMRP &amp; MAP/Retail pricing</b>	<b>\$2,599/\$2,699</b>
<b>Item Number</b>	
240 V	26588050USA
208 V	26588051USA

# Induction Cooktops

## Product Overview



Model number	KM 6320	KM 6360	KM 6365
<b>Induction cooktop</b>			
Width	24" (60 cm)	30" (76 cm)	30" (76 cm)
240V/208V	●	●	●
<b>Controls</b>			
ComfortControl Plus	–	–	–
Direct Selection	●	–	–
Direct Selection Plus	–	●	●
Power levels with digital display	1 – 9 default, 1 – 12 extended	1 – 9 default, 1 – 12 extended	1 – 9 default, 1 – 12 extended
Change of Power levels	●	●	●
Control Panel placement	front center	right front	right front
<b>Design</b>			
Stainless steel frame	●	●	–
Frameless for flush mounting	–	–	●
EasyClean Ceran surface	●	●	●
<b>Cooking zones</b>			
Number of cooking zones	3	4	4
PowerFlex zones	1	1	1
Diameter in inches	9" – 15"	9" – 15"	9" – 15"
Power level in W/Booster/TwinBooster 1/Twin Booster 2	3,550/5,000/7,700	3,550/5,000/7,700	3,550/5,000/7,700
<b>Cooking zone</b>			
Position/Type/Diameter in inches	left/Vario/7" – 11"	front left/Vario/7" – 11"	front left/Vario/7" – 11"
Power level in W/Booster/TwinBooster 1/Twin Booster 2	2,500/3,100/3,850	2,500/3,100/3,850	2,500/3,100/3,850
<b>Cooking zone</b>			
Position/Type/Diameter in inches	back right/Vario/6" – 9"	back left/Vario/4" – 6"	back left/Vario/4" – 6"
Power level in W/Booster/TwinBooster 1/Twin Booster 2	2,200/3,100/3,850	1,450/1,900	1,450/1,900
<b>Cooking zone</b>			
Position/Type/Diameter in inches	front right/Vario/6" – 9"	Center/Vario/6" – 9"	Center/Vario/6" – 9"
Power level in W/Booster/TwinBooster 1/Twin Booster 2	2,200/3,100/3,850	2,200/3,100/3,850	2,200/3,100/3,850
<b>Cooking zone</b>			
Position/Type/Diameter in inches	–/–/–	back right/Vario/6" – 9"	back right/Vario/6" – 9"
Power level in W/Booster/TwinBooster 1/Twin Booster 2	–/–/–	2,200/3,100/3,850	2,200/3,100/3,850
<b>Cooking zone</b>			
Position/Type/Diameter in inches	–/–/–	–/–/–	–/–/–
Power level in W/Booster/TwinBooster 1/Twin Booster 2	–/–/–	–/–/–	–/–/–
<b>Convenience features</b>			
Con@ctivity 2.0 – communication between cooktop and hood	●	●	●
Automatic pan size recognition	●	●	●
Extended zones	●	●	●
Stop&Go function/Keeping warm function	●/●	●/●	●/●
Minute minder/Timer/Auto heat-up	●/●/●	●/●/●	●/●/●
Programmable settings (e.g. buzzer tones)	●	●	●
<b>Indicators</b>			
Residual heat indicators/Power level display	●/●	●/●	●/●
<b>Safety</b>			
Safety switch-off	●	●	●
Safety lock/System lock	●/●	●/●	●/●
Fault indication/Integrated cooling fan/Overheating protection	●/●/●	●/●/●	●/●/●
<b>Technical data</b>			
Appliance dimensions in inches (W x H x D)	24 <sup>5</sup> / <sub>8</sub> " x 4 <sup>1</sup> / <sub>8</sub> " x 21 <sup>7</sup> / <sub>16</sub> "	30 <sup>1</sup> / <sub>2</sub> " x 4 <sup>1</sup> / <sub>8</sub> " x 21 <sup>7</sup> / <sub>16</sub> "	30 <sup>5</sup> / <sub>16</sub> " x 4 <sup>3</sup> / <sub>8</sub> " x 20 <sup>3</sup> / <sub>16</sub> "
Electrical requirements	240/208 V, 40 Amps	240/208 V, 40 Amps	240/208 V, 40 Amps
<b>Optional accessories</b>			
Miele Ceramic and Stainless Steel Cleaner	●	●	●
Razor blade glass scraper	●	●	●
Induction-Ready Casserole	●	●	●
<b>UMRP &amp; MAP/Retail pricing</b>	<b>\$2,199/\$2,299</b>	<b>\$2,899/\$2,999</b>	<b>\$2,799/\$2,899</b>
<b>Item number</b>	<b>26632052USA</b>	<b>26636052USA</b>	<b>26636562USA</b>

# Induction Cooktops

## Product Overview



Model number	KM 6370	KM 6375	KM 6377
<b>Induction cooktop</b>			
Width	36" (90 cm)	36" (90 cm)	42" (106 cm)
240V/208V	●	●	●
<b>Controls</b>			
ComfortControl Plus	–	–	–
Direct Selection	–	–	–
Direct Selection Plus	●	●	●
Power levels with digital display	1 – 9 default, 1 – 12 extended	1 – 9 default, 1 – 12 extended	1 – 9 default, 1 – 12 extended
Change of Power levels	●	●	●
Control Panel placement	right front	right front	front center
<b>Design</b>			
Stainless steel frame	●	–	●
Frameless for flush mounting	–	●	–
EasyClean Ceran surface	●	●	●
<b>Cooking zones</b>			
Number of cooking zones	5	5	5
PowerFlex zones	1	1	2
Diameter in inches	9" – 15"	9" – 15"	9" – 15"
Power level in W/Booster/TwinBooster 1/Twin Booster 2	3,550/5,000/7,700	3,550/5,000/7,700	3,550/5,000/7,700
<b>Cooking zone</b>			
Position/Type/Diameter in inches	front left/Vario/6" – 9"	front left/Vario/6" – 9"	front left/Vario/6" – 9"
Power level in W/Booster/TwinBooster 1/Twin Booster 2	2,200/3,100/3,850	2,200/3,100/3,850	2,200/3,100/3,850
<b>Cooking zone</b>			
Position/Type/Diameter in inches	back left/Vario/6" – 9"	back left/Vario/6" – 9"	back left/Vario/6" – 9"
Power level in W/Booster/TwinBooster 1/Twin Booster 2	2,200/3,100/3,850	2,200/3,100/3,850	2,200/3,100/3,850
<b>Cooking zone</b>			
Position/Type/Diameter in inches	Center back/Vario/5 1/2" – 8"	Center back/Vario/5 1/2" – 8"	Center/Vario/7" – 11"
Power level in W/Booster/TwinBooster 1/Twin Booster 2	1,950/2,600	1,950/2,600	2,500/3,100/3,850
<b>Cooking zone</b>			
Position/Type/Diameter in inches	Center front/Vario/4" – 6"	Center front/Vario/4" – 6"	back right/Vario/6" – 9"
Power level in W/Booster/TwinBooster 1/Twin Booster 2	1,450/1,900	1,450/1,900	2,200/3,100/3,850
<b>Cooking zone</b>			
Position/Type/Diameter in inches	back right/Vario/7" – 11"	back right/Vario/7" – 11"	front right/Vario/6" – 9"
Power level in W/Booster/TwinBooster 1/Twin Booster 2	2,500/3,100/3,850	2,500/3,100/3,850	2,200/3,100/3,850
<b>Convenience features</b>			
Con@ctivity 2.0 – communication between cooktop and hood	●	●	●
Automatic pan size recognition	●	●	●
Extended zones	●	●	●
Stop&Go function/Keeping warm function	●/●	●/●	●/●
Minute minder/Timer/Auto heat-up	●/●/●	●/●/●	●/●/●
Programmable settings (e.g. buzzer tones)	●	●	●
<b>Indicators</b>			
Residual heat indicators/Power level display	●/●	●/●	●/●
<b>Safety</b>			
Safety switch-off	●	●	●
Safety lock/System lock	●/●	●/●	●/●
Fault indication/Integrated cooling fan/Overheating protection	●/●/●	●/●/●	●/●/●
<b>Technical data</b>			
Appliance dimensions in inches (W x H x D)	36" x 4 1/8" x 21 7/16"	35 7/8" x 4 3/8" x 20 3/16"	42 1/2" x 4 1/8" x 21 7/16"
Electrical requirements	240/208 V, 50 Amps	240/208 V, 50 Amps	240/208 V, 50 Amps
<b>Optional accessories</b>			
Miele Ceramic and Stainless Steel Cleaner	●	●	●
Razor blade glass scraper	●	●	●
Induction-Ready Casserole	●	●	●
<b>UMRP &amp; MAP/Retail pricing</b>	<b>\$3,399/\$3,499</b>	<b>\$3,299/\$3,399</b>	<b>\$3,799/\$3,899</b>
<b>Item number</b>	<b>26637052USA</b>	<b>26637562USA</b>	<b>26637752USA</b>









# Gas Cooktop Highlights

## Exclusive Features for Gourmet Results

### Gas Cooktops: Natural Gas or Liquid Propane

For flexibility, all of Miele's Gas Cooktops come with the option of either liquid propane or natural gas.



### ComfortClean Grates

Fast cleaning: enjoy the convenience of removable, dishwasher-safe grates.



### Individual Design

Attractive designs to suit all tastes: a professional stainless steel or elegant ceramic glass.



### Installation Options

Miele Gas Cooktops offer variety, allowing you to choose from different design installations. Choose a flush mounted cooktop for a completely seamless look, or a proud installation, adding a lip of stainless steel above your countertop.



### Fast Ignition System

No need to press or hold the control: convenient rotary electronic controls to switch burners on.




### Wok Burner

Professional: single or dual-wok burner for uniform and/or separate power regulation of both flame rings.

# Gas Cooktops


## Product Overview



Model number	KM 360 G/LP	KM 3010 G/LP	KM 2032 G
<b>Gas cooktop</b>			
Width	24" (60 cm)	24" (60 cm)	30" (75 cm)
G/LP (2 separate models)	●/●	●/●	●/–
<b>Controls</b>			
Stainless Steel knob controls	●	●	●
Control Panel placement	center front	center front	center front
<b>Design</b>			
Gas on glass	–	●	–
Stainless steel finish and frame	●	–	●
Flush mounting	–	–	–
Cast iron grates	●	●	●
Grates design	Linear	Hexa	Linear
<b>Burners</b>			
Number of sealed burners	4	4	5
<b>Cooking zones</b>			
Front Left:	High-speed burner	High-speed burner	High-speed burner
Burner output in BTU	1,700 – 10,200	2,000 – 9,300	1,800 – 8,600
Back Left:	Simmer burner	Simmer burner	Simmer burner
Burner output in BTU	900 – 3,400	1,000 – 3,750	850 – 3,800
Front Right:	Normal burner	Normal burner	Normal burner
Burner output in BTU	1,200 – 6,000	1,450 – 5,800	1,200 – 5,500
Back Right:	Normal burner	Normal burner	Normal burner
Burner output in BTU	1,200 – 6,000	1,450 – 5,800	1,200 – 5,500
Front Center:	–	–	Wok
Burner output in BTU	–	–	3,700 – 11,300
Back Center:	–	–	–
Burner output in BTU	–	–	–
<b>Features</b>			
EasyClean Ceran surface	–	●	–
ComfortClean dishwasher-safe grates	–	●	–
<b>Safety</b>			
Ignition Safety control	●	●	●
QuickStart (fast ignition)	–	–	–
<b>Technical data</b>			
Appliance dimensions in inches (W x H x D)	23 1/16" x 2 3/16" x 20 1/4"	24 5/8" x 2 13/16" x 20 11/16"	29 1/2" x 2 1/8" H x 20 1/2"
Total burner output in BTU	25,600	24,650	34,700
Electrical requirements	120 V, 60 Hz, 15 Amps	120 V, 60 Hz, 15 Amps	120 V, 60 Hz, 15 Amps
<b>Standard accessories</b>			
Wok ring	–	–	●
Trivet	–	–	–
<b>Optional accessories</b>			
KMGP 340 Griddle Plate	–	–	–
Miele Ceramic and Stainless Steel Cleaner	–	●	–
Razor blade glass scraper	–	●	–
<b>UMRP &amp; MAP/Retail pricing</b>	<b>\$1,399/\$1,499</b>	<b>\$1,399/\$1,499</b>	<b>\$1,099/\$1,199</b>
<b>Item Number</b>			
Natural Gas	26360050USA	26301050USA	26203250USA
Liquid Propane	26360051USA	26301051USA	–

# Gas Cooktops

## Product Overview



Model number	KM 3464 G/LP	KM 3465 G/LP	KM 3474 G/LP
<b>Gas cooktop</b>			
Width	30" (76 cm)	30" (76 cm)	36" (90 cm)
G/LP (2 separate models)	●/●	●/●	●/●
<b>Controls</b>			
Stainless Steel knob controls	●	●	●
Control Panel placement	right side	right side	center front
<b>Design</b>			
Gas on glass	–	–	–
Stainless steel finish and frame	●	●	●
Flush mounting	–	–	–
Cast iron grates	●	●	●
Grates design	Hexa	Linear	Hexa
<b>Burners</b>			
Number of sealed burners	4	4	5
<b>Cooking zones</b>			
Front Left:	Double-inset super burner	Double-inset super burner	Double-inset super burner
Burner output in BTU	620 – 15,300	620 – 15,300	620 – 15,300
Back Left:	High-speed burner	High-speed burner	High-speed burner
Burner output in BTU	1,700 – 9,000	1,700 – 9,000	1,700 – 9,000
Front Right:	High-speed burner	High-speed burner	Double-inset super burner
Burner output in BTU	1,700 – 9,000	1,700 – 9,000	620 – 15,300
Back Right:	Super burner	Super burner	High-speed burner
Burner output in BTU	2,500 – 12,000	2,500 – 12,000	1,700 – 9,000
Front Center:	–	–	–
Burner output in BTU	–	–	–
Back Center:	–	–	Super burner
Burner output in BTU	–	–	2,500 – 12,000
<b>Features</b>			
EasyClean Ceran surface	–	–	–
ComfortClean dishwasher-safe grates	–	–	–
<b>Safety</b>			
Ignition Safety control	●	●	●
QuickStart (fast ignition)	●	●	●
<b>Technical data</b>			
Appliance dimensions in inches (W x H x D)	30" x 3 1/4" x 21 5/16"	30" x 3 1/4" x 21 5/16"	36" x 3 3/8" x 21 5/16"
Total burner output in BTU	45,300	45,300	60,600
Electrical requirements	120 V, 60 Hz, 15 Amps	120 V, 60 Hz, 15 Amps	120 V, 15 Amps
<b>Standard accessories</b>			
Wok ring	●	●	●
Trivet	–	–	–
<b>Optional accessories</b>			
KMGP 340 Griddle Plate	●	●	●
Miele Ceramic and Stainless Steel Cleaner	–	–	●
Razor blade glass scraper	–	–	–
<b>UMRP &amp; MAP/Retail pricing</b>	<b>\$1,999/\$2,099</b>	<b>\$1,999/\$2,099</b>	<b>\$2,099/\$2,199</b>
<b>Item number</b>			
Natural Gas	26346450USA	26346550USA	26347450USA
Liquid Propane	26346451USA	26346551USA	26347451USA



# Gas Cooktops


## Product Overview



Model number	KM 3475 G/LP	KM 3054 G/LP	KM 2355 G/LP
<b>Gas cooktop</b>			
Width	36" (90 cm)	36" (90 cm)	36" (90 cm)
G/LP (2 separate models)	●/●	●/●	●/●
<b>Controls</b>			
Stainless Steel knob controls	●	●	●
Control Panel placement	center front	center front	center front
<b>Design</b>			
Gas on glass	–	●	–
Stainless steel finish and frame	●	–	●
Flush mounting	–	–	●
Cast iron grates	●	●	●
Grates design	Linear	Hexa	Linear
<b>Burners</b>			
Number of sealed burners	5	5	5
<b>Cooking zones</b>			
Front Left:	Double-inset super burner	–	Simmer burner
Burner output in BTU	620 – 15,300	–	1,200 – 3,900
Back Left:	High-speed burner	Super burner	High-speed burner
Burner output in BTU	1,700 – 9,000	800 – 16,500	1,700 – 9,800
Front Right:	Double-inset super burner	Normal burner	Normal burner
Burner output in BTU	620 – 15,300	1,450 – 5,800	1,200 – 5,900
Back Right:	High-speed burner	Normal burner	Normal burner
Burner output in BTU	1,700 – 9,000	1,450 – 5,800	1,200 – 5,900
Front Center:	–	High-speed burner	–
Burner output in BTU	–	2,000 – 9,300	–
Back Center:	Super burner	Simmer burner	Double-inset super burner
Burner output in BTU	2,500 – 12,000	1,000 – 3,750	750 – 15,000
<b>Features</b>			
EasyClean Ceran surface	–	●	–
ComfortClean dishwasher-safe grates	–	●	●
<b>Safety</b>			
Ignition Safety control	●	●	●
QuickStart (fast ignition)	●	●	●
<b>Technical data</b>			
Appliance dimensions in inches (W x H x D)	36" x 3 3/8" x 21 5/16"	37 1/16" x 2 13/16" x 20 11/16"	35 1/8" x 3 1/16" x 20 3/16"
Total burner output in BTU	60,600	41,450	36,500
Electrical requirements	120 V, 15 Amps	120 V, 60 Hz, 15 Amps	120 V, 15 Amps
<b>Standard accessories</b>			
Wok ring	●	●	●
Trivet	–	–	●
<b>Optional accessories</b>			
KMGP 340 Griddle Plate	●	●	–
Miele Ceramic and Stainless Steel Cleaner	●	●	●
Razor blade glass scraper	–	●	–
<b>UMRP &amp; MAP/Retail pricing</b>	<b>\$2,099/\$2,199</b>	<b>\$2,199/\$2,299</b>	<b>\$2,199/\$2,299</b>
<b>Item number</b>			
Natural Gas	26347550USA	26305450USA	26235560USA
Liquid Propane	26347551USA	26305451USA	26235561USA

# Gas Cooktops

## Product Overview



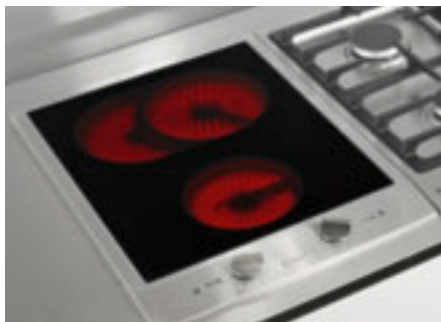
Model number	KM 3484 G/LP	KM 3485 G/LP
<b>Gas cooktop</b>		
Width	42" (106 cm)	42" (106 cm)
G/LP (2 separate models)	●/●	●/●
<b>Controls</b>		
Stainless Steel knob controls	●	●
Control Panel placement	right side	right side
<b>Design</b>		
Gas on glass	–	–
Stainless steel finish and frame	●	●
Flush mounting	–	–
Cast iron grates	●	●
Grates design	Hexa	Linear
<b>Burners</b>		
Number of sealed burners	6	6
<b>Cooking zones</b>		
Front Left:	Double-inset super burner	Double-inset super burner
Burner output in BTU	620 – 15,300	620 – 15,300
Back Left:	High-speed burner	High-speed burner
Burner output in BTU	1,700 – 9,000	1,700 – 9,000
Front Right:	Double-inset super burner	Double-inset super burner
Burner output in BTU	620 – 15,300	620 – 16,500
Back Right:	High-speed burner	High-speed burner
Burner output in BTU	1,700 – 9,000	1,700 – 9,000
Front Center:	Super burner	Super burner
Burner output in BTU	2,500 – 12,000	2,500 – 12,000
Back Center:	Super burner	Super burner
Burner output in BTU	2,500 – 12,000	2,500 – 12,000
<b>Features</b>		
EasyClean Ceran surface	–	–
ComfortClean dishwasher-safe grates	–	–
<b>Safety</b>		
Ignition Safety control	●	●
QuickStart (fast ignition)	●	●
<b>Technical data</b>		
Appliance dimensions in inches (W x H x D)	42 1/2" x 3 3/8" x 21 5/16"	42 1/2" x 3 3/8" x 21 5/16"
Total burner output in BTU	73,800	73,800
Electrical requirements	120 V, 15 Amps	120 V, 15 Amps
<b>Standard accessories</b>		
Wok ring	●	●
Trivet	–	–
<b>Optional accessories</b>		
KMGP 340 Griddle Plate	●	●
Miele Ceramic and Stainless Steel Cleaner	●	●
Razor blade glass scraper	–	–
<b>UMRP &amp; MAP/Retail pricing</b>	<b>\$2,299/\$2,399</b>	<b>\$2,299/\$2,399</b>
<b>Item number</b>		
Natural Gas	26348450USA	26348550USA
Liquid Propane	26348451USA	26348551USA



# CombiSet™ Highlights

## Exclusive Features for Gourmet Results

Miele CombiSets™ marry style and convenience. Despite each appliance working independently of the others, all look as if they fit together. Installed next to each other, they create a uniform and elegant ensemble. A design highlight in any kitchen!



### Appliance Widths

Choose from 12" or 15" on varied models: different widths allow you to mix-and-match to suit your needs.

### Stainless Steel Frame

Uniform frame design: no matter which combination of CombiSets™ are installed, they are always a perfect match.

### Inclined Control Panel

Perfect look: the ergonomically designed control panel simplifies operation, while its stainless steel knobs complement the matching design of the CombiSet™ elements.

### Indicators

Safe and effective: a display with up to three indicator modes.

### Extended Zone

For large pots and casserole dishes: the extended zone can be increased to a width of 10.5".



Model number	CS 1011 G/LP	CS 1012-1 G/LP	CS 1028 G/LP
CombiSet™ type	Wok gas burner	Double gas burner	Wok gas burner
Width	12" (30 cm)	12" (30 cm)	15" (38 cm)
G/LP (2 separate models)	●/●	●/●	●/●
240 V/208 V (2 separate models)	-/-	-/-	-/-
Design			
Stainless steel finish and frame	●	●	●
EasyClean Ceran surface with stainless steel frame	-	-	-
Cooking zones			
Position/Type/Diameter in inches	Central/Double-Wokburner/-	Front/Normal burner/-	Central/Double-Wokburner/-
Power output/Booster/TwinBooster	680 – 17,500 BTU	775 BTU – 5,700 BTU	5,700 BTU – 27,600 BTU
Position/Type/Diameter in inches	-/-/-	Back/High speed burner/-	-/-/-
Power output/Booster	-/-	1,550 BTU – 10,600 BTU	-/-
Features			
Tepan Yaki surface (2 zones)	-	-	-
BBQ surface in inches/BBQ power in W	-/-	-/-	-/-
Electric broiler/fryer power level in Fahrenheit	-/-	-/-	-/-
Indicators			
Residual heat indicator	●	●	●
Temperature reached indicator	-	-	-
Booster/In-operation/Extended area indicator	-/●/-	-/●/-	-/●/-
Technical data			
Appliance dimensions in inches (W x H x D)	11 5/16" x 4 3/16" x 20 1/2"	11 5/16" x 4 3/16" x 20 1/2"	14 15/16" x 3 11/16" x 20 1/2"
Total burner output in BTU	17,500	16,300	27,600
Electrical requirements	120 V, 60 Hz, 15 Amps	120 V, 60 Hz, 15 Amps	120 V, 60 Hz, 15 Amps
Standard accessories			
Lava rock	-	-	-
Pasta insert/Fryer lid	-/-	-/-	-/-
Optional accessories			
Miele Ceramic and Stainless Steel Cleaner	-	-	-
CSZL 1500 connecting strip	●	●	●
CSGP 1300 Griddle Plate	-	-	-
UMRP & MAP/Retail pricing	\$1,199/\$1,299	\$1,199/\$1,299	\$1,399/\$1,499
Item number			
Natural Gas	27101150USA	27101253USA	27102850USA
Liquid Propane	27101151USA	27101252USA	27102851USA





Model number	CS 1112 E	CS 1122 E	CS 1221 i
CombiSet™ type	Electric double burner	Electric double burner	Induction burner
Width	12" (30 cm)	15" (38 cm)	15" (38 cm)
G/LP (2 separate models)	-/-	-/-	-/-
240 V/208 V (2 separate models)	●/●	●/●	●/●
Design			
Stainless steel finish and frame	-	-	-
EasyClean Ceran surface with stainless steel frame	●	●	●
Cooking zones			
Position/Type/Diameter in inches	Front/Single zone/5 3/4"	Front/Single zone/5 3/4"	Central/Variable zone/7" – 11 3/4"
Power output/Booster/TwinBooster	1,200 W	1,200 W	2,400/3,700 W
Position/Type/Diameter in inches	Back/Variable zone/4" – 7"	Back/Variable zone/7" – 10 1/2"	-/-/-
Power output/Booster	700/1,800 W	1,500/2,400 W	-/-
Features			
Tepan Yaki surface (2 zones)	-	-	-
BBQ surface in inches/BBQ power in W	-/-	-/-	-/-
Electric broiler/fryer power level in Fahrenheit	-/-	-/-	-/-
Indicators			
Residual heat indicator	●	●	●
Temperature reached indicator	-	-	-
Booster/In-operation/Extended area indicator	-/●/-	-/●/●	●/●/-
Technical data			
Appliance dimensions in inches (W x H x D)	11 5/16" x 3 5/8" x 20 1/2"	14 15/16" x 3 5/8" x 20 1/2"	14 15/16" x 4 7/16" x 20 1/4"
Electrical requirements	208/240 V, 60 Hz, 20/15 Amps	208/240 V, 60 Hz, 20/15 Amps	208/240 V, 60 Hz, 20 Amps
Standard accessories			
Lava rock	-/-	-/-	-/-
Pasta insert/Fryer lid	-	-	-
Optional accessories			
Miele Ceramic and Stainless Steel Cleaner	●	●	●
CSZL 1500 connecting strip	●	●	●
CSGP 1300 Griddle Plate	-	-	-
UMRP & MAP/Retail pricing	\$1,199/\$1,299	\$1,299/\$1,399	\$1,499/\$1,599
Item number			
240 V	27111250USA	27112250USA	27122150USA
208 V	27111251USA	27112251USA	27122150USA

## Product Overview



Model number	CS 1312 BG	CS 1322 BG	CS 1327 Y
CombiSet™ type	Electric barbecue	Electric barbecue	Tepan Yaki
Width	12" (30 cm)	15" (38 cm)	15" (38 cm)
G/LP (2 separate models)	-/-	-/-	-/-
240 V/208 V (2 separate models)	●/●	●/●	●/-
Design			
Stainless steel finish and frame	●	●	●
EasyClean Ceran surface with stainless steel frame	-	-	-
Cooking zones			
Position/Type/Diameter in inches	-/-/-	-/-/-	Front/Tepan Yaki/-
Power output/Booster/TwinBooster	-/-/-	-/-/-	1,200 W/-/-
Position/Type/Diameter in inches	-/-/-	-/-/-	Back/Tepan Yaki/-
Power output/Booster	-/-	-/-	1,200 W/-
Features			
Tepan Yaki surface (2 zones)	-	-	●
BBQ surface in inches/BBQ power in W	9 13/16" x 8 1/4"/3,000	9 13/16" x 16 9/16"/3,400	-/-
Electric broiler/fryer power level in Fahrenheit	-/-	-/-	-/-
Indicators			
Residual heat indicator	●	●	●
Temperature reached indicator	-	-	-
Residual heat/Booster/In-operation/Extended area indicator	-/-/●/-	-/-/●/-	●/-/●/-
Technical data			
Appliance dimensions in inches (W x H x D)	11 5/16" x 4 15/16" x 20 1/2"	14 15/16" x 4 15/16" x 20 1/2"	14 15/16" x 3 5/8" x 20 1/2"
Electrical requirements	240 V, 60 Hz, 15 Amps	240 V, 60 Hz, 15 Amps	240 V, 60 Hz, 15 Amps
Standard accessories			
Lava rock	●	●	-
Pasta insert/Fryer lid	-/-	-/-	-/-
Optional accessories			
Miele Ceramic and Stainless Steel Cleaner	●	●	●
CSZL 1500 connecting strip	●	●	●
CSGP 1300 Griddle Plate	●	-	-
UMRP & MAP/Retail pricing	\$1,499/\$1,599	\$1,649/\$1,749	\$2,299/\$2,399
Item number			
240 V	27131250USA	27132250USA	27132750USA
208 V	27131251USA	27132251USA	-



<b>Model number</b>	<b>CS 1411 F</b>
<b>CombiSet™ type</b>	<b>Electric boiler/fryer</b>
Width	12" (30 cm)
G/LP (2 separate models)	-/-
240 V/208 V (2 separate models)	●/-
<b>Design</b>	
Stainless steel finish and frame	●
EasyClean Ceran surface with stainless steel frame	-
<b>Cooking zones</b>	
Position/Type/Diameter in inches	-/-/-
Power output/Booster/TwinBooster	-/-/-
Position/Type/Diameter in inches	-/-/-
Power output/Booster	-/-
<b>Features</b>	
Tepan Yaki surface (2 zones)	-
BBQ surface in inches/BBQ power in W	-/-
Electric broiler/fryer power level in Fahrenheit	●/176 – 392°F
<b>Indicators</b>	
Residual heat indicator	●
Temperature reached indicator	●
Booster/In-operation/Extended area indicator	●/-
<b>Technical data</b>	
Appliance dimensions in inches (W x H x D)	11 5/16" x 9 1/16" x 20 1/2"
Electrical requirements	240 V, 60 Hz, 15 Amps
<b>Standard accessories</b>	
Lava rock	-
Pasta insert/Fryer lid	●/●
<b>Optional accessories</b>	
Miele Ceramic and Stainless Steel Cleaner	-
CSZL 1500 connecting strip	●
CSGP 1300 Griddle Plate	-
<b>UMRP &amp; MAP/Retail pricing</b>	<b>\$1,599/\$1,699</b>
<b>Item number</b>	
240 V	27141150USA
208 V	-

# Cooktop and CombiSet™ Accessories

## Product Overview



### KMGP 340 Griddle Plate


For grilling and frying meat, fish, vegetables and much more

- Can be used on both sides - one ribbed side, one smooth side
- For use with KM 34xx cooktops

Item Number: 26996040USA

UMRP/MAP: \$250

Retail Pricing: \$250



### CSGP 1300 Griddle Plate for CS 1312 BG

For grilling and frying meat, fish, vegetables and much more

- Perfectly geared to Miele CS 1312 BG CombiSet element
- Can be used on both sides - one ribbed side, one smooth side
- Made from cast-iron with special enamelling
- Incl. removable handle for right- and left-handed persons

Item Number: 07094100

UMRP/MAP: \$250

Retail Pricing: \$250



### CSZL 1500 Connecting Strip for CS 1000 Series CombiSet™ units

For installing several CombiSet elements in one single cut-out

- Elegant - including stainless steel strips to cover gaps
- Includes spring clips for installation in a cut-out

Item Number: 09102880

UMRP/MAP: \$100

Retail Pricing: \$100



### Razor Blade Glass Scraper

For ceramic glass cooktops

- Easy removal of dried food residue
- No damage to cooktop surface

Item Number: 01065471

UMRP/MAP: \$18

Retail Pricing: \$18



### Induction-ready Gourmet Casserole HUB 62-22

For ovens, combi-steam ovens and induction cooktops

- Made from die-cast aluminum with high-quality non-sticking coating
- Casserole lid can be ordered separately
- Dimensions in W x D x H: 16.6" x 10.1" x 3.4"

Item Number: 10314280

UMRP/MAP: \$229

Retail Pricing: \$202



### Induction-ready Gourmet Casserole HUB 62-35

For frying, braising and gratinating

- Made from die-cast aluminium with high-quality non-sticking coating
- Casserole lid can be ordered separately
- For all ovens and cooktops, except gas cooktops
- Dimensions in W x D x H: 16.6" x 14.8" x 3.4"

Item Number: 10314300

UMRP/MAP: \$269

Retail Pricing: \$269



### Induction-ready Gourmet Casserole HUB 5001-XL

For frying, braising and gratinating

- Made from die-cast aluminium with high quality non-sticking coating
- Casserole lid can be ordered separately
- For all ovens and cooktops, except gas cooktops
- Dimensions in W x D x H: 17.6" x 15.2" x 3.4"

Item Number: 10314310

UMRP/MAP: \$269

Retail Pricing: \$269







# Ventilation Hood Highlights

## Excellent Features for a Clean Atmosphere

### WifiConn@ct

Miele's WifiConn@ct feature allows users to conveniently connect their Miele appliances to the internet via a Wifi router and the Miele@mobile app. The many benefits include using your smartphone or tablet to: check an appliance status while home or away, receive alert notifications, or visit the Miele online shop to place orders.

### Con@ctivity 2.0

Miele's Con@ctivity 2.0 feature allows you to concentrate fully on cooking, leaving the rest up to its wireless technology. Con@ctivity 2.0 gathers information from the induction cooktop and transmits it to the ventilation hood, ensuring the hood operates at the optimum power setting based on your cooking environment. To avoid unnecessary energy consumption, once the cooktop is turned off the ventilation hood will run for up to 15 minutes, depending on what is being cooked.

Con@ctivity 2.0 can control the following functions for you:

- Switching on the hood and its lighting when the cooktop is operating
- Automatic power level adjustment – to suit your cooktop setting
- Automatic delayed shutdown times (in stages of 5 or 15 minutes)
- Automatic switch-off of the hood and cooktop lighting

If needed, you may override automatic operation or use your ventilation hood manually at any time during cooking.

### Required Components

In order for Con@ctivity 2.0 to function, a network-capable Miele ventilation hood and Miele induction cooktop with Con@ctivity 2.0 must be installed together. A suitable wireless stick for the induction cooktop is supplied with network-capable ventilation hoods.



### LED Lighting

Specially developed for select Miele ventilation hoods, LED lighting shines a more natural light to highlight the pure color and texture of your food, but also saves energy. This long lasting LED lighting is tested to last the 20 year life cycle of your hood.



### 10-Ply Stainless Steel Grease Filters

Convenient cleaning: the high-quality metal grease filters are dishwasher-safe and extremely durable. Efficiently and effectively filtering grease, odor and steam from your kitchen.



### OdorFree Charcoal Filter

Removes unpleasant odors: molecules are trapped in the micro-pores, reacts with the active charcoal and converts the molecules into an odorless substance, therefore being neutralized.



### Miele CleanCover

Miele's unique CleanCover, a smooth liner inside the canopy, prevents exposure to live components, cables and sharp edges.




### Delayed Shutdown

Odor-free room air: after cooking, the fan can be set to switch off automatically after a 5 or 15 minute period.

# Wall Hoods

## Product Overview



Model number	PUR 88 W	PUR 98 W	DA 6296 W
<b>Installation</b>			
Wall/Island ventilation hood	●/–	●/–	●/–
Width	30" (60 cm)	36" (90 cm)	36" (90 cm)
<b>Venting type</b>			
Vented/Recirculating	●/●	●/●	●/●
<b>User convenience</b>			
Front-mounted controls	●	●	●
Touch on Glass controls	–	–	–
Programmable filter saturation timer	–	–	●
Easy-to-clean CleanCover	●	●	●
Delayed shutdown for 5 or 15 mins.	–	–	●
Con@ctivity 2.0 – communication between hood and induction cooktop	–	–	●
Automatic shut-off of intensive level, programmable for 10 minutes	●	●	●
Dishwasher-safe stainless steel grease filters	2	3	3
<b>Networking of domestic appliances</b>			
Miele@home/WiFiConn@ct/MobileControl	–/–/–	–/–/–	–/–/–
<b>Lighting</b>			
Halogen	–	–	–
LED ClearView lighting	●	●	●
Number x W	2 x 3 W	2 x 3 W	3 x 3 W
Multi-colored LED glass-edge lighting	–	–	● (1 x 10 W)
Dimmable lighting	–	–	–
<b>Blower</b>			
Maximum CFM setting	625	625	625
Fan speeds (incl. intensive)	4	4	4
<b>Technical data</b>			
Canopy dimensions in inches (W x H x D)	26 <sup>7</sup> / <sub>16</sub> " x 2 <sup>7</sup> / <sub>16</sub> " x 19 <sup>11</sup> / <sub>16</sub> "	35 <sup>3</sup> / <sub>8</sub> " x 2 <sup>7</sup> / <sub>16</sub> " x 19 <sup>11</sup> / <sub>16</sub> "	35 <sup>1</sup> / <sub>4</sub> " x 2" x 20 <sup>1</sup> / <sub>12</sub> "
Overall height in inches – vented	26 <sup>15</sup> / <sub>16</sub> " - 39 <sup>9</sup> / <sub>16</sub> "	26 <sup>15</sup> / <sub>16</sub> " - 39 <sup>9</sup> / <sub>16</sub> "	26 <sup>3</sup> / <sub>4</sub> " - 39 <sup>3</sup> / <sub>8</sub> "
Overall height in inches – recirculating	32 <sup>1</sup> / <sub>16</sub> " - 44 <sup>1</sup> / <sub>16</sub> "	32 <sup>1</sup> / <sub>16</sub> " - 44 <sup>1</sup> / <sub>16</sub> "	31 <sup>7</sup> / <sub>8</sub> " - 44 <sup>1</sup> / <sub>2</sub> "
Electrical requirements	120 V, 60 Hz, 15 Amps	120 V, 60 Hz, 15 Amps	120 V, 60 Hz, 15 Amps
Plug type	NEMA 5-15 plug	NEMA 5-15 plug	NEMA 5-15 plug
<b>Installation notes</b>			
Vent connection top/rear/side	●/●/–	●/●/–	●/●/–
Telescopic chimney/Telescopic wall bracket	●/–	●/–	●/●
Glass/Stainless steel panels (DRP 6590) – sold separately	–/–	–/–	–/–
<b>Optional accessories</b>			
Recirculation kit/OdorFree charcoal filter	DKF 12-900	DKF 12-900	DUW 20/DKF 12-900
R2000 Reducing Collar	●	●	●
<b>RAL option</b>			
RAL colors (over 200 options)	–	–	●
<b>UMRP &amp; MAP/Retail pricing</b>			
Item number	<b>\$999/\$1,099</b>	<b>\$1,099/\$1,199</b>	<b>\$2,999/\$3,099</b>
Stainless Steel	28428654USA	28419854USA	28629650USA
White & Black	–	–	–
Brilliant White	–	–	–
Obsidian Black	–	–	–

# Wall Hoods

## Product Overview



Model number	DA 398-7	DA 399-7	DA 5428 W
<b>Installation</b>			
Wall/Island ventilation hood	●/–	●/–	●/–
Width	30" (60 cm)	36" (90 cm)	48" (120 cm)
<b>Venting type</b>			
Vented/Recirculating	●/●	●/●	●/●
<b>User convenience</b>			
Front-mounted controls	●	●	●
Touch on Glass controls	–	–	–
Programmable filter saturation timer	●	●	●
Easy-to-clean CleanCover	●	●	●
Delayed shutdown for 5 or 15 mins.	–	–	●
Con@ctivity 2.0 – communication between hood and induction cooktop	–	–	–
Automatic shut-off of intensive level, programmable for 10 minutes	–	–	●
Dishwasher-safe stainless steel grease filters	2	3	4
<b>Networking of domestic appliances</b>			
Miele@home/WiFiConn@ct/MobileControl	–/–/–	–/–/–	●/●/●
<b>Lighting</b>			
Halogen	–	–	●
LED ClearView lighting	●	●	–
Number x W	2 x 3 W	2 x 3 W	5 x 20 W
Multi-colored LED glass-edge lighting	–	–	–
Dimmable lighting	–	–	●
<b>Blower</b>			
Maximum CFM setting	625	625	625
Fan speeds (incl. intensive)	4	4	4
<b>Technical data</b>			
Canopy dimensions in inches (W x H x D)	29 7/16" x 4 3/4" x 20 1/2"	35 1/4" x 4 3/4" x 20 1/2"	47 3/16" x 4 3/4" x 20 1/2"
Overall height in inches – vented	27 3/8" – 40"	27 3/8" – 40"	29 3/8" – 41 1/2"
Overall height in inches – recirculating	32 1/2" – 45 1/16"	32 1/2" – 45 1/16"	34 7/16" – 46 5/8"
Electrical requirements	120 V, 60 Hz, 15 Amps	120 V, 60 Hz, 15 Amps	120 V, 60 Hz, 15 Amps
Plug type	NEMA 5-15 plug	NEMA 5-15 plug	NEMA 5-15 plug
<b>Installation notes</b>			
Vent connection top/rear/side	●/●/–	●/●/–	●/●/–
Telescopic chimney/Telescopic wall bracket	●/–	●/–	●/●
Glass/Stainless steel panels (DRP 6590) – sold separately	–/–	–/–	–/–
<b>Optional accessories</b>			
Recirculation kit/OdorFree charcoal filter	DUW 20/DKF 12-900	DUW 20/DKF 12-900	DUW 20/DKF 12-900
R2000 Reducing Collar	●	●	●
<b>RAL option</b>			
RAL colors (over 200 options)	–	–	–
<b>UMRP &amp; MAP/Retail pricing</b>	<b>\$1,999/\$2,099</b>	<b>\$1,999/\$2,099</b>	<b>\$2,699/\$2,799</b>
<b>Item number</b>			
Stainless Steel	28398750USA	28399750USA	28542850USA
White & Black	–	–	–
Brilliant White	–	–	–
Obsidian Black	–	–	–

# Wall Hoods

## Product Overview



Model number	DA 6596 W	DA 6698 W	DA 6796 W
<b>Installation</b>			
Wall/Island ventilation hood	●/–	●/–	●/–
Width	36" (90 cm)	36" (90 cm)	36" (90 cm)
<b>Venting type</b>			
Vented/Recirculating	●/●	●/●	●/●
<b>User convenience</b>			
Front-mounted controls	●	●	●
Touch on Glass controls	–	●	●
Programmable filter saturation timer	●	●	●
Easy-to-clean CleanCover	●	●	●
Delayed shutdown for 5 or 15 mins.	●	●	●
Con@ctivity 2.0 – communication between hood and induction cooktop	●	●	●
Automatic shut-off of intensive level, programmable for 10 minutes	●	●	●
Dishwasher-safe stainless steel grease filters	3	3	3
<b>Networking of domestic appliances</b>			
Miele@home/WiFiConn@ct/MobileControl	–/–/–	●/●/●	–/–/–
<b>Lighting</b>			
Halogen	–	–	–
LED ClearView lighting	●	●	●
Number x W	3 x 3 W	3 x 3 W	3 x 3 W
Multi-colored LED glass-edge lighting	–	–	–
Dimmable lighting	–	–	–
<b>Blower</b>			
Maximum CFM setting	625	625	625
Fan speeds (incl. intensive)	4	4	4
<b>Technical data</b>			
Canopy dimensions in inches (W x H x D)	35 3/8" x 2 3/4" x 19 11/16"	35 3/8" x 3 3/8" x 19 11/16"	35 3/8" x 22 3/8" x 19 7/16"
Overall height in inches – vented	27 1/4" – 39 3/4"	28" – 40 9/16"	–
Overall height in inches – recirculating	32 1/4" – 45"	33 1/16" – 45 11/16"	–
Electrical requirements	120 V, 60 Hz, 15 Amps	120 V, 60 Hz, 15 Amps	120 V, 60 Hz, 15 Amps
Plug type	NEMA 5-15 plug	NEMA 5-15 plug	NEMA 5-15 plug
<b>Installation notes</b>			
Vent connection top/rear/side	●/●/–	●/●/–	●/●/–
Telescopic chimney/Telescopic wall bracket	●/●	●/●	–/●
Glass/Stainless steel panels (DRP 6590) – sold separately	09047920/09047970	–	–/–
<b>Optional accessories</b>			
Recirculation kit/OdorFree charcoal filter	DUW 20/DKF 12-900	DUW 20/DKF 12-900	DUW 20/DKF 25-900
R2000 Reducing Collar	●	●	●
<b>RAL option</b>			
RAL colors (over 200 options)	●	●	–
<b>UMRP &amp; MAP/Retail pricing</b>			
<b>Item number</b>	<b>\$2,499/\$2,599</b>	<b>\$2,799/\$2,899</b>	<b>\$2,199/\$2,299</b>
Stainless Steel	28659650USA	28669850USA	28679640USA
Brilliant White	–	28669030USA*	–
Obsidian Black	–	28669840USA	–

\* DA 6690 BRWS does not include WiFiConn@ct Feature



# Wall Hoods


## Product Overview



Model number	DA 6996 W	DA 6498 W grgr
<b>Installation</b>		
Wall/Island ventilation hood	●/–	●/–
Width	36" (90 cm)	36" (90 cm)
<b>Venting type</b>		
Vented/Recirculating	●/●	●/●
<b>User convenience</b>		
Front-mounted controls	●	●
Touch on Glass controls	–	●
Programmable filter saturation timer	●	●
Easy-to-clean CleanCover	●	●
Delayed shutdown for 5 or 15 mins.	●	–
Con@ctivity 2.0 – communication between hood and induction cooktop	●	●
WifiConnect	–	●
Automatic shut-off of intensive level, programmable for 10 minutes	●	●
Dishwasher-safe stainless steel grease filters	3	●
<b>Networking of domestic appliances</b>		
Miele@home/WiFiConn@ct/MobileControl	–/–/–	●/●/●
<b>Lighting</b>		
Halogen	–	–
LED ClearView lighting	●	●
Number x W	3 x 3 W	2 x 3 W
Multi-colored LED glass-edge lighting	–	–
Dimmable lighting	●	–
<b>Blower</b>		
Maximum CFM setting	625	625
Fan speeds (incl. intensive)	4	4
<b>Technical data</b>		
Canopy dimensions in inches (W x H x D)	35 <sup>7</sup> / <sub>16</sub> " x 22 <sup>15</sup> / <sub>16</sub> " x 21 <sup>1</sup> / <sub>8</sub> "	35 <sup>3</sup> / <sub>8</sub> " x 21 <sup>3</sup> / <sub>16</sub> " x 20 <sup>9</sup> / <sub>16</sub> "
Overall height in inches – vented	–	–
Overall height in inches – recirculating	–	–
Electrical requirements	120 V, 60 Hz, 15 Amps	120 V, 60 Hz, 15 Amps
Plug type	NEMA 5-15 plug	NEMA 5-15 plug
<b>Installation notes</b>		
Vent connection top/rear/side	●/●/–	●/●/–
Telescopic chimney/Telescopic wall bracket	–/●	–/●
Glass/Stainless steel panels (DRP 6590) – sold separately	–/–	–
<b>Optional accessories</b>		
Recirculation kit/OdorFree charcoal filter	DUW 20/DKF 25-900	DUW 20/DKF 25-900
R2000 Reducing Collar	●	●
<b>RAL option</b>		
RAL colors (over 200 options)	–	–
<b>UMRP &amp; MAP/Retail pricing</b>	<b>\$2,799/\$2,899</b>	<b>\$2,099/\$2,199</b>
<b>Item number</b>		
Stainless Steel	–	–
White & Black	–	–
Brilliant White	28699630USA	–
Obsidian Black	–	–
Graphite Grey	–	28649860USA

# Island Hoods

## Product Overview



Model number	PUR 98 D	DA 4248 V D	DA 6296 D
<b>Installation</b>			
Wall/Island ventilation hood	–/●	–/●	–/●
Width	36" (90 cm)	48" (120 cm)	36" (90 cm)
<b>Venting type</b>			
Vented/Recirculating	●/●	●/–	●/●
<b>User convenience</b>			
Front-mounted controls	●	●	●
Touch on Glass controls	–	–	–
Programmable filter saturation timer	–	●	●
Easy-to-clean CleanCover	●	●	●
Delayed shutdown for 5 or 15 mins.	–	●	●
Con@ctivity 2.0 – communication between hood and induction cooktop	–	●	●
Automatic shut-off of intensive level, programmable for 10 minutes	●	●	●
Dishwasher-safe stainless steel grease filters	3	6	3
Motorized chimney	–	●	–
<b>Networking of domestic appliances</b>			
Miele@home/WiFiConn@ct/MobileControl	–/–/–	●/●/●	–/–/–
<b>Lighting</b>			
Halogen	–	–	–
LED ClearView lighting	●	●	●
Number x W	2 x 3 W	4 x 3 W	4 x 3 W
Multi-colored LED glass-edge lighting	–	–	● (2 x 10 W)
Dimmable lighting	–	–	–
<b>Blower</b>			
Maximum CFM setting	625	625	625
Fan speeds (incl. intensive)	4	4	4
<b>Technical data</b>			
Canopy dimensions in inches (W x H x D)	35 <sup>3</sup> / <sub>8</sub> " x 2 <sup>3</sup> / <sub>4</sub> " x 23 <sup>9</sup> / <sub>16</sub> "	47 <sup>3</sup> / <sub>16</sub> " x 2 <sup>3</sup> / <sub>4</sub> " x 27 <sup>1</sup> / <sub>8</sub> "	35 <sup>3</sup> / <sub>8</sub> " x 2 <sup>1</sup> / <sub>16</sub> " x 23 <sup>5</sup> / <sub>8</sub> "
Overall height in inches – vented	27 <sup>3</sup> / <sub>16</sub> " – 39"	29 <sup>3</sup> / <sub>4</sub> " – 41 <sup>7</sup> / <sub>16</sub> "	26 <sup>3</sup> / <sub>8</sub> " – 38 <sup>3</sup> / <sub>16</sub> "
Overall height in inches – recirculating	29 <sup>1</sup> / <sub>2</sub> " – 41 <sup>3</sup> / <sub>4</sub> "	–	28 <sup>3</sup> / <sub>4</sub> " – 41"
Electrical requirements	120 V, 60 Hz, 15 Amps	120 V, 60 Hz, 15 Amps	120 V, 60 Hz, 15 Amps
<b>Installation notes</b>			
Vent connection top/rear/side	●/–/–	●/–/–	●/–/–
Telescopic chimney/Telescopic wall bracket	●/–	●/–	●/–
Glass/Stainless steel panels (DRP 6590) – sold separately	–/–	–/–	–/–
<b>Optional accessories</b>			
Recirculation kit/OdorFree charcoal filter	DUI 32/DKF 12-900	–/–	DUI 32/DKF 12-900
R2000 Reducing Collar	●	●	●
<b>RAL option</b>			
RAL colors (over 200 options)	–	–	●
<b>UMRP &amp; MAP/Retail pricing</b>			
<b>Item number</b>	<b>\$1,799/\$1,899</b>	<b>\$4,299/\$4,399</b>	<b>\$3,899/\$3,999</b>
Stainless Steel	28410857USA	28424855USA	28629655USA
White & Black	–	–	–
Brilliant White	–	–	–
Obsidian Black	–	–	–

# Island Hoods

## Product Overview



Model number	DA 6596 D	DA 6698 D	DA 7000 D
<b>Installation</b>			
Wall/Island ventilation hood	-/●	-/●	-/●
Width	36" (90 cm)	36" (90 cm)	39" (100 cm)
<b>Venting type</b>			
Vented/Recirculating	●/●	●/●	-/●
<b>User convenience</b>			
Front-mounted controls	●	●	●
Touch on Glass controls	-	●	●
Programmable filter saturation timer	●	●	●
Easy-to-clean CleanCover	●	●	●
Delayed shutdown for 5 or 15 mins.	●	●	●
Con@ctivity 2.0 – communication between hood and induction cooktop	●	●	-
Automatic shut-off of intensive level, programmable for 10 minutes	●	●	●
Dishwasher-safe stainless steel grease filters	3	4	4
Motorized chimney	-	-	-
<b>Networking of domestic appliances</b>			
Miele@home/WiFiConn@ct/MobileControl	-/-/-	●/●/●	-/-/-
<b>Lighting</b>			
Halogen	-	-	●
LED ClearView lighting	●	●	-
Number x W	4 x 3 W	4 x 3 W	3 x 20 W
Multi-colored LED glass-edge lighting	-	-	-
Dimmable lighting	-	-	●
<b>Blower</b>			
Maximum CFM setting	625	625	350
Fan speeds (incl. intensive)	4	4	4
<b>Technical data</b>			
Canopy dimensions in inches (W x H x D)	35 <sup>3</sup> / <sub>8</sub> " x 2 <sup>3</sup> / <sub>4</sub> " x 23 <sup>9</sup> / <sub>16</sub> "	35 <sup>3</sup> / <sub>8</sub> " x 3 <sup>3</sup> / <sub>8</sub> " x 23 <sup>9</sup> / <sub>16</sub> "	39 <sup>3</sup> / <sub>8</sub> " x 6 <sup>5</sup> / <sub>16</sub> " x 27 <sup>9</sup> / <sub>16</sub> "
Overall height in inches – vented	27 <sup>3</sup> / <sub>16</sub> " – 39"	27 <sup>3</sup> / <sub>4</sub> " – 39 <sup>9</sup> / <sub>16</sub> "	-
Overall height in inches – recirculating	29 <sup>1</sup> / <sub>2</sub> " – 41 <sup>3</sup> / <sub>4</sub> "	30 <sup>1</sup> / <sub>8</sub> " – 43 <sup>5</sup> / <sub>16</sub> "	19 <sup>11</sup> / <sub>16</sub> " – 59"
Electrical requirements	120 V, 60 Hz, 15 Amps	120 V, 60 Hz, 15 Amps	120 V, 60 Hz, 10 Amps
<b>Installation notes</b>			
Vent connection top/rear/side	●/-/-	●/-/-	-/-
Telescopic chimney/Telescopic wall bracket	●/-	●/-	-/-
Glass/Stainless steel panels (DRP 6590) – sold separately	09048010/09048020	-	-/-
<b>Optional accessories</b>			
Recirculation kit/OdorFree charcoal filter	DUI 32/DKF 12-900	DUI 32/DKF 12-900	-/DKF 26-900
R2000 Reducing Collar	●	-	-
<b>RAL option</b>			
RAL colors (over 200 options)	●	●	-
<b>UMRP &amp; MAP/Retail pricing</b>			
Item number	<b>\$3,499/\$3,599</b>	<b>\$3,899/\$3,999</b>	<b>\$4,299/\$4,399</b>
Stainless Steel	28659655USA	28669055USA	-
Brilliant White	-	28669035USA*	-
Obsidian Black	-	28669845USA	28700037USA

\* DA 6690 BRWS does not include WiFiConn@ct Feature

# Built-In Hoods

## Product Overview



Model number	DA 2360	DA 2390
<b>Installation</b>		
Built-in/framed canopy	–/●	–/●
Width	24" (60 cm)	36" (90 cm)
<b>Venting type</b>		
Vented/Recirculating	●/●	●/●
<b>User convenience</b>		
Motorized Canopy	–	–
Front backlit controls/Joystick switch controls	●/–	●/–
Delayed shutdown for 5 or 15 mins.	–	–
Automatic shut-off of intensive level, programmable for 10 minutes	●	●
Programmable filter saturation timer	–	–
Easy-to-clean CleanCover	●	●
Dishwasher-safe stainless steel grease filters	1	2
Con@ctivity 2.0	–	–
<b>Networking of domestic appliances</b>		
Miele@home/WiFiConn@ct/MobileControl	–/–/–	–/–/–
<b>Lighting</b>		
Halogen/LED ClearView lighting	–/●	–/●
Number x W	–	–
Dimmable lighting	2 x 3 W	4 x 3 W
<b>Blower</b>		
Maximum CFM setting	625	625
Fan speeds (incl. intensive)	4	4
<b>Technical data</b>		
Canopy dimensions in inches (W x H x D)	23" x 13 <sup>5</sup> / <sub>16</sub> " x 11 <sup>11</sup> / <sub>16</sub> "	34 <sup>11</sup> / <sub>16</sub> " x 13 <sup>5</sup> / <sub>16</sub> " x 11 <sup>11</sup> / <sub>16</sub> "
Electrical requirements	120 V, 60 Hz, 15 Amps	120 V, 60 Hz, 15 Amps
Plug type	NEMA 5-15 plug	NEMA 5-15 plug
ADA Compliant	–	–
<b>Installation notes</b>		
Vent connection top/rear/side	●/●/–	●/●/–
<b>Standard accessories</b>		
Remote Control	–	–
<b>Optional accessories</b>		
Recirculating kit	DUU 151; DUU 150	DUU 151; DUU 150
OdorFree charcoal filter	DKF 19-900	DKF 19-900
Installation kit for custom cabinetry (DML 400)	–	–
DAA6 trim kit adapter	●	●
<b>Finishes</b>		
Stainless Steel	●	●
Silver enamel with SS controls	–	–
<b>UMRP &amp; MAP/Retail pricing</b>	<b>\$899/\$999</b>	<b>\$1,099/\$1,199</b>
<b>Item number</b>	<b>28269035USA</b>	<b>28269035USA</b>

# Built-In Hoods

## Product Overview



Model number	DA 2518	DA 2580	DA 2628
<b>Installation</b>			
Built-in/framed canopy	–/●	–/●	●/–
Width	44" (110 cm)	32" (80 cm)	46" (116 cm)
<b>Venting type</b>			
Vented/Recirculating	●/●	●/●	●/–
<b>User convenience</b>			
Motorized Canopy	–	–	–
Front backlit controls/Joystick switch controls	●/–	●/–	●/–
Delayed shutdown for 5 or 15 mins.	●	●	●
Automatic shut-off of intensive level, programmable for 10 minutes	●	●	●
Programmable filter saturation timer	●	●	–
Easy-to-clean CleanCover	●	●	●
Dishwasher-safe stainless steel grease filters	3	2	4
Con@ctivity 2.0	–	–	●
<b>Networking of domestic appliances</b>			
Miele@home/WiFiConn@ct/MobileControl	●/●/●	–/–/–	●/●/●
<b>Lighting</b>			
Halogen/LED ClearView lighting	–/●	–/●	–/●
Number x W	4 x 3 W	2 x 3 W	–
Dimmable lighting	●	●	–
<b>Blower</b>			
Maximum CFM setting	625	625	625
Fan speeds (incl. intensive)	4	4	4
<b>Technical data</b>			
Canopy dimensions in inches (W x H x D)	43 <sup>5</sup> / <sub>16</sub> " x 2" x 15 <sup>3</sup> / <sub>4</sub> "	31 <sup>1</sup> / <sub>2</sub> " x 2" x 15 <sup>3</sup> / <sub>4</sub> "	46 <sup>7</sup> / <sub>16</sub> " x 13 <sup>1</sup> / <sub>2</sub> " x 11 <sup>9</sup> / <sub>16</sub> "
Electrical requirements	120 V, 60 Hz, 15 Amps	120 V, 60 Hz, 15 Amps	120 V, 60 Hz, 15 Amps
Plug type	NEMA 5-15 plug	NEMA 5-15 plug	NEMA 5-15 plug
ADA Compliant	–	–	●
<b>Installation notes</b>			
Vent connection top/rear/side	●/–/–	●/–/–	●/●/–
<b>Standard accessories</b>			
Remote Control	–	–	●
<b>Optional accessories</b>			
Recirculating kit	DUU 151; DUU 150	DUU 151; DUU 150	–
OdorFree charcoal filter	DFK 15-900	DFK 15-900	–
Installation kit for custom cabinetry (DML 400)	–	–	–
<b>Finishes</b>			
Stainless Steel	–	–	●
Silver enamel with SS controls	●	●	–
<b>UMRP &amp; MAP/Retail pricing</b>			
	<b>\$1,599/\$1,699</b>	<b>\$1,399/\$1,499</b>	<b>\$2,099/\$2,199</b>
<b>Item number</b>			
Stainless Steel	28251855USA	28258055USA	28262855USA
Brilliant White	–	–	–



# Built-In Hoods

## Product Overview



<b>Model number</b>	<b>DA 2698</b>
<b>Installation</b>	
Built-in/framed canopy	●/–
Width	36" (90 cm)
<b>Venting type</b>	
Vented/Recirculating	●/●
<b>User convenience</b>	
Motorized Canopy	–
Front backlit controls/Joystick switch controls	●/–
Delayed shutdown for 5 or 15 mins.	●
Automatic shut-off of intensive level, programmable for 10 minutes	●
Programmable filter saturation timer	●
Easy-to-clean CleanCover	●
Dishwasher-safe stainless steel grease filters	2
Con@ctivity 2.0	●
<b>Networking of domestic appliances</b>	
Miele@home/WiFiConn@ct/MobileControl	●/●/●
<b>Lighting</b>	
Halogen/LED ClearView lighting	–/●
Number x W	4 x 3 W
Dimmable lighting	–
<b>Blower</b>	
Maximum CFM setting	625
Fan speeds (incl. intensive)	4
<b>Technical data</b>	
Canopy dimensions in inches (W x H x D)	34 5/8" x 13 1/2" x 11 1/2"
Electrical requirements	120 V, 60 Hz, 15 Amps
Plug type	NEMA 5-15 plug
ADA Compliant	●
<b>Installation notes</b>	
Vent connection top/rear/side	●/●/–
<b>Standard accessories</b>	
Remote Control	●
<b>Optional accessories</b>	
Recirculating kit	DUU 150; DUU 151
OdorFree charcoal filter	DKF 19-900
Installation kit for custom cabinetry (DML 400)	–
<b>Finishes</b>	
Stainless Steel	●
Silver enamel with SS controls	●
<b>UMRP &amp; MAP/Retail pricing</b>	<b>\$1,899/\$1,999</b>
<b>Item number</b>	
Stainless Steel	28269855USA
Brilliant White	28269835USA

# Built-In Hoods

## Product Overview



Model number	DA 3466	DA 3486	DA 3496
<b>Installation</b>			
Built-in/framed canopy	●/–	●/–	●/–
Width	24" (60 cm)	30" (76 cm)	36" (90 cm)
<b>Venting type</b>			
Vented/Recirculating	●/●	●/●	●/●
<b>User convenience</b>			
Front backlit controls/Joystick switch controls	●/–	●/–	●/–
Delayed shutdown for 5 or 15 mins.	–	–	–
Automatic shut-off of intensive level, programmable for 10 minutes	●	●	●
Programmable filter saturation timer	–	–	–
Easy-to-clean CleanCover	●	●	●
Dishwasher-safe stainless steel grease filters	1	2	2
<b>Networking of domestic appliances</b>			
Miele@home/WiFiConn@ct/MobileControl	–/–/–	–/–/–	–/–/–
<b>Lighting</b>			
Halogen/LED ClearView lighting	–/●	–/●	–/●
Number x W	2 x 3 W	2 x 3 W	2 x 3 W
Dimmable lighting	–	–	–
<b>Blower</b>			
Maximum CFM setting	625	625	625
Fan speeds (incl. intensive)	4	4	4
<b>Technical data</b>			
Canopy dimensions in inches (W x H x D)	23 <sup>7</sup> / <sub>16</sub> " x 1 <sup>3</sup> / <sub>8</sub> " x 10 <sup>13</sup> / <sub>16</sub> " – 16 <sup>3</sup> / <sub>4</sub> "	29 <sup>13</sup> / <sub>16</sub> " x 1 <sup>3</sup> / <sub>8</sub> " x 10 <sup>13</sup> / <sub>16</sub> " – 16 <sup>3</sup> / <sub>4</sub> "	35 <sup>1</sup> / <sub>4</sub> " x 1 <sup>3</sup> / <sub>8</sub> " x 10 <sup>13</sup> / <sub>16</sub> " – 16 <sup>3</sup> / <sub>4</sub> "
Electrical requirements	120 V, 60 Hz, 15 Amps	120 V, 60 Hz, 15 Amps	120 V, 60 Hz, 15 Amps
Plug type	NEMA 5-15 plug	NEMA 5-15 plug	NEMA 5-15 plug
<b>Installation notes</b>			
Vent connection top/rear/side	●/–/–	●/–/–	●/–/–
<b>Optional accessories</b>			
Recirculating kit	DUU 151; DUU 150	DUU 151; DUU 150	DUU 151; DUU 150
OdorFree charcoal filter	DKF 13-900	DKF 13-900	DKF 13-900
Installation kit for custom cabinetry (DML 400)	●	●	●
<b>Finishes</b>			
Stainless Steel	●	●	●
Silver enamel with SS controls	–	–	–
<b>UMRP &amp; MAP/Retail pricing</b>	<b>\$1,149/\$1,249</b>	<b>\$1,199/\$1,299</b>	<b>\$1,249/\$1,349</b>
<b>Item number</b>	<b>2834665USA</b>	<b>28348655USA</b>	<b>28349655USA</b>

# Built-In Hoods



## Product Overview



<b>Model number</b>	<b>DA 3698</b>
<b>Installation</b>	
Built-in/framed canopy	●/–
Width	36" (90 cm)
<b>Venting type</b>	
Vented/Recirculating	●/●
<b>User convenience</b>	
Motorized Canopy	●
Front backlit controls/Joystick switch controls	●/–
Delayed shutdown for 5 or 15 mins.	●
Automatic shut-off of intensive level, programmable for 10 minutes	●
Programmable filter saturation timer	●
Easy-to-clean CleanCover	●
Dishwasher-safe stainless steel grease filters	2
Con@ctivity 2.0	●
<b>Networking of domestic appliances</b>	
Miele@home/WiFiConn@ct/MobileControl	●/●/●
<b>Lighting</b>	
Halogen/LED ClearView lighting	–/●
Number x W	3 x 3 W
Dimmable lighting	–
<b>Blower</b>	
Maximum CFM setting	625
Fan speeds (incl. intensive)	4
<b>Technical data</b>	
Canopy dimensions in inches (W x H x D)	35 1/8" x 1 7/16" x 12 3/16"
Electrical requirements	120 V, 60 Hz, 15 Amps
Plug type	NEMA 5-15 plug
ADA Compliant	●
<b>Installation notes</b>	
Vent connection top/rear/side	●/●/–
<b>Standard accessories</b>	
Remote Control	●
<b>Optional accessories</b>	
Recirculating kit	DUU 151; DUU 150
OdorFree charcoal filter	DKF 19-900
Installation kit for custom cabinetry (DML 400)	–
<b>Finishes</b>	
Stainless Steel	●
Silver enamel with SS controls	–
<b>UMRP &amp; MAP/Retail pricing</b>	<b>\$2,199/\$2,299</b>
<b>Item number</b>	<b>28369855USA</b>

# Built-Under Hoods

## Product Overview

		
<b>Model number</b>	<b>DA 1260</b>	<b>DA 1280</b>
<b>Installation</b>		
Built-under cabinet/wall mounted	●/●	●/●
Width	24" (60 cm)	30" (76 cm)
<b>Venting type</b>		
Vented/Recirculating	●/●	●/●
<b>User convenience</b>		
Sliding switch	●	●
Dishwasher-safe stainless steel grease filters	2	3
<b>Networking of domestic appliances</b>		
Miele@home/WiFiConn@ct/MobileControl	-/-/-	-/-/-
<b>Lighting</b>		
LED ClearView lighting	●	●
Number x W	2 x 3 W	2 x 3 W
Dimmable lighting	-	-
<b>Blower</b>		
Maximum CFM setting	400	400
Fan speeds (incl. intensive)	4	4
<b>Technical data</b>		
Appliance dimensions in inches (W x H x D)	23 1/2" x 5" x 19 11/16"	29 15/16" x 5" x 19 11/16"
Electrical requirements	120 V, 60 Hz, 15 Amps	120 V, 60 Hz, 15 Amps
Plug type	NEMA 5-15 plug	NEMA 5-15 plug
<b>Installation notes</b>		
Vent connection top/rear/side	●/-/-	●/-/-
<b>Optional accessories</b>		
OdorFree charcoal filter	DKF 18-900 (no recirculating kit needed)	DKF 18-900 (no recirculating kit needed)
R2000 Reducing Collar	●	●
<b>Finishes</b>		
Stainless Steel	●	●
RAL colors (over 200 options)	With orders over 10 units	With orders over 10 units
<b>UMRP &amp; MAP/Retail pricing</b>	<b>\$649/\$749</b>	<b>\$699/\$799</b>
<b>Item number</b>	<b>28126055USA</b>	<b>28128055USA</b>

# Downdraft Hoods

## Product Overview



Model number	DA 6881	DA 6891
<b>Installation</b>		
Downdraft	●	●
Width: 30" (76 cm)	30" (76 cm)	36" (90 cm)
<b>Venting type</b>		
Vented/Recirculating	●/●	●/●
<b>User convenience</b>		
Touch on glass controls	●	●
Delayed shutdown for 15 mins.	●	●
Dishwasher-safe stainless steel grease filters	2	2
Raises to 16" over cooktop surface	●	●
Safety temperature sensor	●	●
Safety motion sensor when retracting downward	●	●
<b>Networking of domestic appliances</b>		
Miele@home/WiFiConn@ct/MobileControl	-/-/-	-/-/-
<b>Blower</b>		
Internal Blower option 500CFM	●	●
External Blower option 1000CFM	●	●
Fan speeds (incl. intensive)	4	4
<b>Technical data</b>		
Appliance dimensions in inches (W x H x D)	30" x 16" x 4 3/4"	36" x 16" x 4 3/4"
Electrical requirements	120 V, 60 Hz, 15 Amps	120 V, 60 Hz, 15 Amps
Plug type	Hard wired	Hard wired
<b>Optional accessories</b>		
Recirculation kit	DUU 2900	DUU 2900; DUU 150; DUU 151
OdorFree charcoal filter	-	DKF 22-1
<b>Finishes</b>		
Stainless steel	●	●
<b>UMRP &amp; MAP/Retail pricing</b>		
with 500 CFM	\$2,199/\$2,299	\$2,299/\$2,399
with 1000 CFM	\$2,599/\$2,699	\$2,699/\$2,799
<b>Item number</b>		
with 500 CFM	DA6881+internal	DA6891+internal
with 1000 CFM	DA6881+external	DA6891+external



# Ceiling extractor

## Product Overview




<b>Model number</b>	<b>DA 2818*</b>
<b>Installation</b>	
Ceiling Extractor	●
Width	43" (109 cm)
<b>Venting type</b>	
Vented/Recirculating	●/●
<b>User convenience</b>	
Motorized Canopy	–
Front backlit controls/Joystick switch controls	●/–
Delayed shutdown for 5 or 15 mins.	●
Automatic shut-off of intensive level, programmable for 10 minutes	–
Programmable filter saturation timer	●
Easy-to-clean CleanCover	●
Dishwasher-safe stainless steel grease filters	2
Con@ctivity 2.0	●
<b>Networking of domestic appliances</b>	
Miele@home/WiFiConn@ct/MobileControl	●/●/●
<b>Lighting</b>	
Halogen/LED ClearView lighting	–/●
Number x W	4 x 3 W
Dimmable lighting	●
<b>Blower</b>	
Maximum CFM setting	625
Fan speeds (incl. intensive)	4
<b>Technical data</b>	
Canopy dimensions in inches (W x H x D)	43 5/16" x 2" x 15 3/4"
Electrical requirements	120 V, 60 Hz, 15 Amps
Plug type	NEMA 5-15 plug
ADA Compliant	–
<b>Installation notes</b>	
Vent connection top/rear/side	●/●/●
<b>Optional accessories</b>	
Recirculating kit	DUU 2900-900
OdorFree charcoal filter	DKF 18-900
Installation kit for custom cabinetry (DML 400)	–
Remote Control	DARC6
<b>Finishes</b>	
Stainless Steel	●
Silver enamel with SS controls	–
<b>UMRP &amp; MAP/Retail pricing</b>	<b>\$2,499/\$2,599</b>
<b>Item number</b>	<b>28281855USA</b>

\* Launch in Q2 2019

# Ventilation Hood Accessories

## Product Overview - OdorFree Charcoal Filters



### DKF 12-900 OdorFree Charcoal Filter

- Prevents unpleasant odors in the kitchen
- For certain wall or island ventilation hoods
  - Contents: 1 filter


Item Number: 10363780  
UMRP/MAP: \$135  
Retail Pricing: \$135



### DKF 13-900 OdorFree Charcoal Filter

- Prevents unpleasant odors in the kitchen
- For Miele DA 34xx recirculation hoods
  - Contents: 1 filter

Item Number: 10363790  
UMRP/MAP: \$125  
Retail Pricing: \$125



### DKF 15-900 OdorFree Charcoal Filter

- Prevents unpleasant odors in the kitchen
- For Miele DA 2xxx recirculation hoods
  - Contents: 2 filters


Item Number: 10363800  
UMRP/MAP: \$125  
Retail Pricing: \$125



### DKF 18-900 OdorFree Charcoal Filter

- Prevents unpleasant odors in the kitchen
- For Miele DA 1xxx hoods
  - Contents: 1 filter and 1 adhesive film for initial installation

Item Number: 10363830  
UMRP/MAP: \$99.95  
Retail Pricing: \$99.95



### DKF 19-900 Odorfree Charcoal Filter

- Prevents unpleasant odors in the kitchen
- For Miele DA23xx/26xx/36xx
  - Contents: 2 filters


Item Number: 10794600  
UMRP/MAP: \$125  
Retail Pricing: \$125



### DKF 22-900 Odorfree Charcoal Filter

- Prevents unpleasant odors in the kitchen
- For Miele DA 68x1 downdrafts
  - Contents: 2 filters

Item Number: 09812030  
UMRP/MAP: \$99.95  
Retail Pricing: \$99.95



### DKF 25-900 Odorfree Charcoal Filter

- Prevents unpleasant odors in the kitchen
- For certain wall or island ventilation hoods
  - Contents: 1 filter

Item Number: 10515270  
UMRP/MAP: \$99  
Retail Pricing: \$99



### DKF 26-900 OdorFree Charcoal Filter

- Prevents unpleasant odors in the kitchen
- For Miele DA 7000 ventilation hood
  - Contents: 2 filters

Item Number: 09974590  
UMRP/MAP: \$199  
Retail Pricing: \$199

# Ventilation Hood Accessories

## Product Overview - Recirculating Kits, Parts and Accessories



### DUW 20 Recirculating Kit for all Wall Hoods except DA 249-4

To convert wall mounted ventilation hoods from venting to recirculation mode

- Uniform airflow in recirculation mode
- Reduces airflow noises
- Incl. in delivery: Recirculation switch, socket 6"

Item Number: 06264790  
UMRP/MAP: \$109  
Retail Pricing: \$109



### DUI 32 Recirculating Kit for Island Hoods

For converting island hoods from venting to recirculation mode

- Reduces airflow noises
- Uniform airflow in recirculation mode

Item Number: 09561760  
UMRP/MAP: \$109  
Retail Pricing: \$109



### DUU 151 Recirculating Kit for Built-in Hoods

To convert built-in ventilation hoods from venting to recirculation mode

- Uniform airflow in recirculation mode
- Reduces airflow noises
- Included in delivery: Stainless steel exhaust grill, hose clamp

Item Number: 07294230  
UMRP/MAP: \$109  
Retail Pricing: \$109



### DUU 150 Recirculation conversion kit

To convert built-in ventilation hoods from venting to recirculation mode

- Uniform airflow in recirculation mode
- Reduces airflow noises
- Included in delivery: Plastic exhaust grill and two hose clips

Item Number: 05696270  
UMRP/MAP: \$109  
Retail Pricing: \$109



### DUU 2900 Recirculation conversion kit

To convert ceiling extractor and downdraft system, from vented to recirculation mode

- Uniform airflow in recirculation mode
- Reduces airflow noises
- Included in delivery: Stainless steel exhaust grill, hose clamps, 2x DKF18-900

Item Number: 09242390  
UMRP/MAP: \$499  
Retail Pricing: \$499



### DML 400 Installation Kit for Custom Cabinetry Installation - fits DA 34x0

Optical adjustment to design of kitchen

- For fitting original furniture trim on DA34xx

Item Number: 09232000  
UMRP/MAP: \$88  
Retail Pricing: \$88



### R2000 Reducing Collar

For reducing the environmental impact of your ventilation system by limiting the CFM output

- Output less than 400 CFM

Item Number: 08560801  
UMRP/MAP: \$127.66  
Retail Pricing: \$127.66



### DAA6 6" adapter

6" adapter for DA23xx and DA26xx line

Item Number: 28996387USA  
UMRP/MAP: \$59.00  
Retail Pricing: \$59.00

# Ventilation Hood Accessories

## Product Overview



### DATK 1-760 Chimney Extension

- To extend the chimney
- Extend the stainless steel chimney by 30"
  - Easy to adapt to your personal kitchen requirements

Item Number: 28996258USA  
UMRP/MAP: \$249  
Retail Pricing: \$249



### DATK 2-1000 Chimney Extension

- To extend the chimney
- Extend the stainless steel chimney by 39.3"
  - Easy to adapt to your personal kitchen requirements

Item Number: 28996259USA  
UMRP/MAP: \$309  
Retail Pricing: \$309



### DADC 6000 Chimney

- An alternative, for extracting exhaust air upwards
- Flexible chimney height from 13" to 26"
  - Wall-mounting material included

Stainless Steel for DA 6796 W  
Item Number: 28996355D  
UMRP/MAP: \$199  
Retail Pricing: \$199

Brilliant White for DA 6996 W  
Item Number: 28996367D  
UMRP/MAP: \$199  
Retail Pricing: \$199



### DRP 6590 W Glass Panels (3x) for DA 659x W

- For ventilation hoods with multi-zone edge extraction
- Required accessories for hoods with multi-zone edge extraction
  - Glass décor - coated glass, dishwasher-safe

Item Number: 09047920  
UMRP/MAP: \$115  
Retail Pricing: \$115



### DRP 6590 W Stainless Steel Panels (3x) for DA 659x

- For ventilation hoods with multi-zone edge extraction
- Required accessories for hoods with multi-zone edge extraction
  - Metal panels - dishwasher-safe

Item Number: 09047970  
UMRP/MAP: \$115  
Retail Pricing: \$115



### DRP 6590 D Glass Panels (3x)

- For ventilation hoods with multi-zone edge extraction
- Required accessories for hoods with multi-zone edge extraction
  - Glass décor - coated glass, dishwasher-safe

Item Number: 09048010  
UMRP/MAP: \$115  
Retail Pricing: \$115



### DRP 6590 D Stainless Steel Panels (3x)

- For ventilation hoods with multi-zone edge extraction
- Required accessories for hoods with multi-zone edge extraction
  - Metal panel - dishwasher-safe

Item Number: 09048020  
UMRP/MAP: \$115  
Retail Pricing: \$115

# Ventilation Hood Accessories

## Product Overview - Special Orders

### Special Order Category 1: Custom Chimney Extension: < 20"

Item Number: 28099920  
UMRP/MAP: \$350  
Retail Pricing: \$350

### Special Order Category 2: Custom Chimney Extension: 20" – 40"

Item Number: 28099930  
UMRP/MAP: \$450  
Retail Pricing: \$450

### Special Order Category 3: Custom Chimney Extension: > 40"

Item Number: 28099940  
UMRP/MAP: \$650  
Retail Pricing: \$650



### RAL Custom Color

Choose from a full array of 213 colors to customize your ventilation hood

- High-quality RAL powder coating
- Durable and easy to clean

UMRP/MAP: \$450  
Retail Pricing: \$450





# Miele Creates the Perfect Cup Of Coffee

## Highlights Of Miele's Built-In Whole Bean Coffee Systems

### OneTouch and OneTouch for Two

Prepare one or two specialty beverages at the touch of a button. The OneTouch for Two function allows two glasses of latte macchiato, cappuccino, coffee or espresso to be made at the same time. Using the OneTouch function allows you to prepare a coffee drink under the central spout, and eliminates the need to move your glass or cup when preparing your favorite milk based beverage.



### Aromatic System

Intensive coffee aroma submerges the home with this intelligent technology.

### CupSensor

The unique CupSensor recognizes the rim of the cup and alters the position of the central spout accordingly.

### EasyClick Milk System

The convenient milk system simply clicks in and out of place at the front of the machine.

### Automatic Rinsing

After the preparation of specialty beverages with milk, the appliance is automatically rinsed.

### ComfortDoor

Provides convenient access to the bean, water and coffee grounds containers along with the drip tray.

# Built-In Coffee Machines

## Product Overview



Model	CVA 6401	CVA 6405 plumbed	CVA 6800
<b>Construction type</b>			
Built-in bean-to-cup coffee machine	●	●	●
Width	24" (60 cm)	24" (60 cm)	24" (60 cm)
<b>Design</b>			
PureLine/ContourLine	●/●	●/●	●/●
Display	DirectSensor	DirectSensor	M Touch
<b>Beverage specialities</b>			
Espresso/Coffee/Long coffee	●/●/●	●/●/●	●/●/●
Cappuccino/Latte Macchiato/Cafe Latte	●/●/●	●/●/●	●/●/●
Hot water/Hot milk/Milk froth	●/●/●	●/●/●	●/●/●
<b>Consumer benefits</b>			
OneTouch/OneTouch for Two preparation	●/●	●/●	●/●
Flavor preserving conical grinding unit	●	●	●
Second type of coffee possible using ground coffee	●	●	●
User profiles programmable	●	●	●
Grinding grade adjustable/Grinding grade programmable	●/●	●/●	●/●
Water quantity/Water temperature programmable	●/●	●/●	●/●
Pre-brewing/Milk quantity/Milk froth quantity programmable	●/●/●	●/●/●	●/●/●
Coffee pot function	●	●	●
<b>User convenience</b>			
Individual language selection	●	●	●
Time of day display/Date display	●/●	●/●	●/●
CupSensor	–	–	●
Height adjustable central spout in inches	3.34" – 6.5"	3.34" – 6.5"	3.34" – 6.5"
ComfortDoor/BrilliantLight/Concealed door handle	●/●/●	●/●/●	●/●/●
Removable bean container	●	●	●
Capacity of coffee bean container in pounds	1.1 lb	1.1 lb	1.1 lb
Capacity of water container in ounces	77.77 oz	77.77 oz	77.77 oz
Switch-on time programmable/Switch-off time programmable	●/●	●/●	●/●
Standby time programmable/Time buffer in h	●/200	●/200	●/200
Can be combined with warming drawer	●	●	●
Fresh water connection	–	●	–
<b>Cleaning convenience</b>			
Convenient cleaning program/ComfortClean	●/●	●/●	●/●
Automatic rinsing of the milk pipework from the water container	●	●	●
Removable milk pipework/brew unit	●/●	●/●	●/●
<b>Safety</b>			
System lock	●	●	●
<b>Technical data</b>			
Appliance dimensions in inches (W x H x D)	23 7/16" x 17 15/16" x 19"	23 7/16" x 17 15/16" x 19"	23 7/16" x 17 15/16" x 19"
Electrical requirements	120 V, 60 Hz, 15 Amps	120 V, 60 Hz, 15 Amps	120 V, 60 Hz, 15 Amps
Plug type	NEMA 5 – 15 plug	NEMA 5 – 15 plug	NEMA 5 – 15 plug
Water Connection Requirements	–	Water pressure 14.5 and 145 psi	–
Hose Connection	–	Accepts 1/4" O.D. water line	–
<b>Standard Accessories</b>			
Milk container – Glass	●	●	●
Milk container – Storage lid	–	–	●
Descaling agent/Cleaning tablets	●/●	●/●	●/●
<b>UMRP &amp; MAP/Retail pricing</b>	<b>\$3,299/\$3,499</b>	<b>\$3,699/\$3,899</b>	<b>\$3,699/\$3,899</b>
<b>Item Number</b>			
Clean Touch Steel™	29640150USA	29640550USA	29680050USA
Brilliant White	29640110USA	–	–
Obsidian Black	29640120USA	–	–
Graphite Grey	–	–	–

# Built-In Coffee Machines

## Product Overview



<b>Model</b>	<b>CVA 6805 plumbed</b>
<b>Construction type</b>	
Built-in bean-to-cup coffee machine	●
Width	24" (60 cm)
<b>Design</b>	
PureLine/ContourLine	●/●
Display	M Touch
<b>Beverage specialities</b>	
Espresso/Coffee/Long coffee	●/●/●
Cappuccino/Latte Macchiato/Cafe Latte	●/●/●
Hot water/Hot milk/Milk froth	●/●/●
<b>Consumer benefits</b>	
OneTouch/OneTouch for Two preparation	●/●
Flavor preserving conical grinding unit	●
Second type of coffee possible using ground coffee	●
User profiles programmable	●
Grinding grade adjustable/Grinding grade programmable	●/●
Water quantity/Water temperature programmable	●/●
Pre-brewing/Milk quantity/Milk froth quantity programmable	●/●/●
Coffee pot function	●
<b>User convenience</b>	
Individual language selection	●
Time of day display/Date display	●/●
CupSensor	●
Height adjustable central spout in inches	3.34" – 6.5"
ComfortDoor/BrilliantLight/Concealed door handle	●/●/●
Removable bean container	●
Capacity of coffee bean container in pounds	1.1 lb
Capacity of water container in ounces	77.77 oz
Switch-on time programmable/Switch-off time programmable	●/●
Standby time programmable/Time buffer in h	●/200
Can be combined with warming drawer	●
Fresh water connection	●
<b>Cleaning convenience</b>	
Convenient cleaning program/ComfortClean	●/●
Automatic rinsing of the milk pipework from the water container	●
Removable milk pipework/brew unit	●/●
<b>Safety</b>	
System lock	●
<b>Technical data</b>	
Appliance dimensions in inches (W x H x D)	23 7/16" x 17 15/16" x 19"
Electrical requirements	120 V, 60 Hz, 15 Amps
Plug type	NEMA 5 – 15 plug
Water Connection Requirements	Water pressure 14.5 and 145 psi
Hose Connection	Accepts 1/4" O.D. water line
<b>Accessories supplied</b>	
Milk container – Glass	●
Milk container – Storage lid	●
Descaling agent/Cleaning tablets	●/●
<b>UMRP &amp; MAP/Retail pricing</b>	<b>\$4,099/\$4,299</b>
<b>Item Number</b>	
Clean Touch Steel™	29680550USA
Brilliant White	29680510USA
Obsidian Black	29680520USA
Graphite Grey	29680530USA





# Which Convenience Features Are Particularly Important To You?

## The Product Highlights Of Miele Countertop Whole Bean Coffee Systems

### **OneTouch and OneTouch for Two**

Fully-automatic perfection: Preparation of one or two coffee specialties at the touch of a button. The OneTouch for Two function allows two glasses of latte macchiato, cappuccino, coffee or espresso to be made at the same time.



### **AromaticSystem**

Intensive coffee aroma submerges the home with this intelligent technology.

### **Automatic Rinsing Of Milk Pipework**

After making special coffee drinks that require milk, the machine is cleaned automatically.

### **Cappuccinatore**

Hot milk or creamy milk froth is delivered straight to your cup or glass from the Stainless steel milk flask.

### **Easily Removable Brew Unit**

Easy to remove and clean, your machine guarantees impeccable hygiene, long service life and perfect coffee enjoyment.

### **ComfortClean**

Thorough cleaning: many components are dishwasher-proof.

# Countertop Coffee Machines

## Product Overview



Model	CM 5300	CM 6150	CM 6350
<b>Construction type</b>			
Countertop bean-to-cup coffee machine	●	●	●
<b>Design</b>			
Control panel	DirectSensor	DirectSensor	DirectSensor
<b>Beverage specialities</b>			
Espresso/Coffee/Long Coffee/Ristretto	●/●/●/●	●/●/●/●	●/●/●/●
Cappuccino/Latte Macchiato/Cafe Latte	●/●/●	●/●/●	●/●/●
Hot Water/Hot Milk/Milk Froth	●/●/●	–/●/●	●/●/●
<b>Consumer benefits</b>			
OneTouch/OneTouch for Two preparation	●/●	●/●	●/●
Flavor preserving conical grinding unit	●	●	●
Second type of coffee possible using ground coffee	●	●	●
Programmable user profiles	–	4	4
Grinding grade adjustable/Grinding grade programmable	●/●	●/●	●/●
Water quantity/Water temperature programmable	●/●	●/●	●/●
Pre-brewing/Milk quantity/Milk froth quantity programmable	●/●/●	●/●/●	●/●/●
Coffee Pot Function	●	●	●
<b>User convenience</b>			
Individual language selection	●	●	●
Height adjustable central spout in inches	3 1/8" – 5 5/16"	3 1/8" – 5 1/2"	3 1/8" – 5 1/2"
Integrated Cup Warmer	–	–	●
BrilliantLight	–	–	●
Capacity of coffee bean container in ounces	7 oz	10.5 oz	10.5 oz
Capacity of waste container in portions	6 portions	10 portions	10 portions
Capacity of water container in ounces	44 oz	61 oz	61 oz
Switch-on time programmable/Switch-off time programmable	●/●	●/●	●/●
Standby time programmable/Time buffer in h	●/–	●/–	●/–
<b>Cleaning convenience</b>			
Convenient cleaning program/ComfortClean	●/●	●/●	●/●
Automatic rinsing of the milk pipework from the water container	–	●	●
Removable milk pipework/brew unit	●/●	●/●	●/●
<b>Safety</b>			
System lock	●	●	●
<b>Technical data</b>			
Appliance dimensions in inches (W x H x D)	9 1/2" x 14 3/16" x 18 1/8"	10" x 14 1/8" x 16 3/4"	10" x 14 1/8" x 16 3/4"
Electrical Requirements	120 V, 60 Hz, 15 Amps	120 V, 60 Hz, 15 Amps	120 V, 60 Hz, 15 Amps
Plug Type	NEMA 5 – 15 plug	NEMA 5 – 15 plug	NEMA 5 – 15 plug
<b>Standard accessories</b>			
Glass/Stainless steel milk flask	–/–	–/–	–/●
Descaling Agent/Cleaning tablets	●/●	●/●	●/●
<b>UMRP &amp; MAP/Retail pricing</b>	<b>\$1,499/\$1,599</b>	<b>\$1,799/\$1,899</b>	<b>\$2,299/\$2,399</b>
<b>Item Number</b>			
Lotus White	–	29615010USA	29635010USA
Obsidian Black	29530020USA	29615020USA	29635020USA
Graphite Grey	29530010USA	–	29635030USA

# Coffee Accessories


## Product Overview



### MB-CM Stainless Steel Milk Flask

- Used in preparing hot milk and milk froth for specialty beverages
- Store in refrigerator to keep milk cool and fresh
- Standard with CM 6350 Countertop Coffee Machines

Item Number: 10859920  
UMRP/MAP Price: \$49  
Retail Pricing: \$49



### Cleaning Brush for Milk Pipework

- Note: Milk pipework is automatically rinsed after each coffee drink is brewed
- This tool allows for manual cleaning to ensure the best hygiene for your machine

Item Number: 07331640  
UMRP/MAP Price: \$9  
Retail Pricing: \$9



### Glass Milk Flask Storage Lid

- Securely store milk in the glass milk flask for fresh and safe keeping

Item Number: 09327751  
UMRP/MAP Price: \$49  
Retail Pricing: \$49



### CJ1 TopTherm Coffee Pot

- Make and store up to 8 servings of coffee
- Insulated stainless steel for keeping coffee and tea hot

Item Number: 10694310  
UMRP/MAP Price: \$119  
Retail Pricing: \$119



### Glass Milk Flask

- Used in preparing hot milk and milk froth
- Standard with all built-in coffee machines

Item Number: 09627120  
UMRP/MAP Price: \$69  
Retail Price: \$69



### Milk Flask w/ EasyClick Cap

- The Milk Flask simply clicks into place at the front of the appliance and is easily removed
- Standard with all built-in coffee machines

Item Number: 09552740  
UMRP/ MAP Price: \$139  
Retail Price: \$139



### Miele Black Edition One for all

Perfect for making Espresso, Café Crema and Coffee with milk.

- 100% Arabica – hand-picked and gently roasted for Miele
- Full-bodied flavour with a subtle fruity note
- Fair trade / USDA organic certified DE-ÖKO-001, non-EU Agriculture
- Created specifically for Miele coffee machines
- 8.8 oz. whole coffee beans roasted in Germany

Item Number: 11029990  
UMRP/MAP Price: \$10.99  
Retail Pricing: \$10.99





# Which convenience features would you like?

## The product highlights\* of Miele refrigeration appliances

### PerfectFresh Pro

Food stays fresh for up to five times longer. In the automatically controlled temperature zones at temperatures between 32°F and +37°F meat, fish and many types of milk products remain fresh for up to three times longer. Fruit and vegetables retain their freshness for up to five times longer - thanks to the optimised humidity adjustment controls of the drawer. Furthermore, bright LED lighting has been integrated for a perfect overview of the stored food. PerfectFresh Pro is Miele's best system for perfect storage conditions for fresh produce.



### PerfectFresh

Food stays fresh for up to three times longer: the ideal storage temperature for fruit, vegetables, fish, meat and milk products.

### FlexiLight

Glare-free and unique: the LED glass shelf lighting, so versatile you can fit it where you need it most.

### Superior energy efficiency

High efficiency, great freshness and wide variety of uses.

### NoFrost

Never defrost again: thanks to circulation cooling, ice no longer forms in the interior cabinet which dispenses with the need for defrosting.

### ComfortClean

Fast cleaning: the high-quality shelves on the inside of the door can be cleaned in the dishwasher.

\* Depends on model



# PerfectCool™ Fridge-Freezers

## Product Overview



Model number	KFNS 37692 iDE-1	KFN 13923 DE	KFN 15943 DE
Series	PerfectCool	Freestanding	Freestanding
Design Overview			
Width	24"	24"	30"
Type	Bottom Mount	Bottom Mount	Bottom Mount
Integrated	●	–	–
Door hinge	Right (Convertible)	Right (Convertible)	Right (Convertible)
Custom panel and handle ready (VI Model)	●	–	–
Side by Side Combination (PerfectCool only)	●	–	–
Features			
DynaCool	●	●	●
Temperature regulation	TouchControl	TouchControl	TouchControl
FlexiLight™ LED shelves	2	–	–
Height adjustable toughened glass shelves	3	●	●
SelfClose storage drawers	2	–	–
VarioRoom	●	–	–
ComfortClean door shelves	2	●	●
Bottle fin in door shelf	1	–	●
Ice maker	●	●	●
NoFrost	●	●	●
Automatic SuperCool/SuperFrost	●/●	●/●	●/●
SoftClose door	●	●	●
Active AirClean filter	●	●	●
Acoustic door alarm/Acoustic temperature alarm	●/●	●/●	●/●
Optical door alarm/Optical temperature alarm	●/●	●/●	●/●
Sabbath mode	●	●	●
Number of temperature zones	3	2	2
Technical data			
Energy Star	●	●	●
Unit dimensions in inches (W x H x D)	22" x 69 11/16" x 21 1/2"	23 5/8" x 79 17/22" x 24 13/16"	29 1/2" x 79 17/32" x 24 13/16"
Electrical requirements	110/120 V, 60 Hz, 15 Amps	110/120 V, 60 Hz, 15 Amps	110/120 V, 60 Hz, 15 Amps
Power cord	NEMA 5 – 15 plug water pressure 22 – 87 psi; Accepts 1/4" flexible or copper water line (not included)	NEMA 5 – 15 plug water pressure 22 – 87 psi; Accepts 1/4" flexible or copper water line (not included)	NEMA 5 – 15 plug water pressure 22 – 87 psi; Accepts 1/4" flexible or copper water line (not included)
Water connection requirement			
UMRP & MAP/Retail Pricing			
Item number	38376922USA	38139230USA	38159435CDN

# PerfectCool™ Fridge-Freezers

## Product Overview



Model number	KS 37472 iD	FNS 37492 iE	K 31222 Ui
Series	PerfectCool	PerfectCool	Under-Counter Refrigerator
Design Overview			
Width	24"	24"	24"
Type	Refrigeration Column	Freezer Column	Under-Counter
Integrated	●	●	●
Door hinge	Right (Convertible)	Left (Convertible)	Right (Convertible)
Custom panel and handle ready (Vi Model)	●	●	●
Side by Side Combination (PerfectCool only)	●	●	—
Features			
DynaCool	●	—	—
Temperature regulation	TouchControl	TouchControl	PicTronic
FlexiLight™ LED shelves	4	—	—
Height adjustable toughened glass shelves	6	6	4
SelfClose storage drawers	3	—	—
VarioRoom	—	●	—
ComfortClean door shelves	5	—	2
Bottle fin in door shelf	2	—	1
Ice maker	—	●	—
NoFrost	—	●	—
Automatic SuperCool/SuperFrost	●/—	—/●	●/—
SoftClose door	●	●	●
Active AirClean filter	●	●	●
Acoustic door alarm/Acoustic temperature alarm	●/●	●/●	●/●
Optical door alarm/Optical temperature alarm	●/●	●/●	—/—
Sabbath mode	●	●	—
Number of temperature zones	2	1	1
Technical data			
Energy Star	●	●	●
Unit dimensions in inches (W x H x D)	22" x 69 11/16" x 21 1/2"	22" x 69 11/16" x 21 1/2"	23 1/2" x 32 5/16" – 34 5/8" x 21 5/8"
Electrical requirements	110/120 V, 60 Hz, 15 Amps	110/120 V, 60 Hz, 15 Amps	110/120 V, 60 Hz, 15 Amps
Power cord	NEMA 5 – 15 plug	NEMA 5 – 15 plug	NEMA 5 – 15 plug
Water connection requirement	—	water pressure 22 – 87 psi; Accepts 1/4" flexible or copper water line (not included)	—
UMRP & MAP/Retail Pricing	\$3,199/\$3,299	\$3,599/\$3,699	\$1,499/\$1,599
Item number	36374722USA	37374921USA	36312220USA

# PerfectCool™ Fridge-Freezers

## Product Overview



Model number	KFN 9855 iDE	KFN 9855 iDE	KFN 9855 iDE
Series	PerfectCool	PerfectCool	PerfectCool
Design Overview			
Width	30"	30"	36"
Type	Bottom Mount	Bottom Mount	French Door
Integrated	●	●	●
Door hinge	Left	Right	Right and Left
Custom panel and handle ready (VI Model)	●	●	●
Side by Side Combination (PerfectCool only)	●	●	●
Features			
DynaCool	●	●	●
Temperature regulation	TouchControl	TouchControl	TouchControl
FlexiLight™ LED shelves	—	—	—
Height adjustable toughened glass shelves	●	●	●
SelfClose storage drawers	●	●	●
VarioRoom	—	—	—
ComfortClean door shelves	●	●	●
Bottle fin in door shelf	—	—	—
Ice maker	●	●	●
NoFrost	●	●	●
Automatic SuperCool/SuperFrost	●/●	●/●	●/●
SoftClose door	●	●	●
Active AirClean filter	●	●	—
Acoustic door alarm/Acoustic temperature alarm	●/●	●/●	●/●
Optical door alarm/Optical temperature alarm	●/●	●/●	●/●
Sabbath mode	●	●	●
Number of temperature zones	3	3	3
Technical data			
Energy Star	●	●	●
Unit dimensions in inches (W x H x D)	29 7/8" x 79 13/16" x 24"	29 7/8" x 79 13/16" x 24"	35 13/16" x 79 13/16" x 24"
Electrical requirements	110/120 V, 60 Hz, 15 Amps	110/120 V, 60 Hz, 15 Amps	110/120 V, 60 Hz, 15 Amps
Power cord	NEMA 5 – 15 plug Water pressure 22-87 psi; accepts 1/4" flexible or copper water line (not included)	NEMA 5 – 15 plug Water pressure 22-87 psi; accepts 1/4" flexible or copper water line (not included)	NEMA 5 – 15 plug Water pressure 22-87 psi; accepts 1/4" flexible or copper water line (not included)
Water connection requirement			
UMRP & MAP/Retail Pricing			
Item number	38985552CDN	38985551CDN	38995500USA







# Which convenience features would you like?

## The product highlights\* Miele MasterCool

### BrilliantLight

Each area of the unit is perfectly illuminated by many ideally placed halogen spotlights. Even the food at the back is easy to see in the pleasantly gentle light, which presents the refrigerated goods in a stylish tone. As a further highlight, the matt surface of the aluminium profile is cast in an elegant glow by the light.



### MasterFresh

Food stays fresh for up to three times longer: the ideal storage temperature for fruit, vegetables, fish, meat and dairy products.



### NoFrost

Convenient: a sophisticated NoFrost system saves you the hassle of defrosting and cleaning the appliance.



### Drop and Lock

Easy and safe: without having to take them out, the shelves inside the door are height-adjustable and easy to lock into position.



### IceMaker

Produced quickly and stored: Miele's IceMaker has separate controls and can produce up to 150 ice cubes a day.



### Ice/Water dispenser

Pure luxury: at the touch of a button you are treated to ice and cooled water from the front Ice/Water dispenser.

\* Depending on model

# MasterCool™ Fridge-Freezers

## Product Overview



Model number	KF 1803 Vi	KF 1813 Vi	KF 1903 Vi
Series			
<b>Design Overview</b>			
Width	30"	30"	36"
Integrated	●	●	●
Door hinge	Right	Left	Right
Custom panel and handle ready (Vi Model)	●	●	●
Clean Touch Steel™ panels (SF Model)	–	–	–
<b>Features</b>			
MasterCool™ controls	●	●	●
BrilliantLight	●	●	●
Type of lighting	Halogen	Halogen	Halogen
Drop and Lock™ shelves	3	3	3
Height adjustable toughened glass shelves	●	●	●
SmartFresh™ storage drawers	2	2	2
FullView™ storage drawers	2	2	2
Number of removable freezer drawers/freezer baskets	2	2	2
Plumbed in ice maker	●	●	●
Acoustic door alarm/Acoustic temperature alarm	●/●	●/●	●/●
Optical door alarm/Optical temperature alarm	●/●	●/●	●/●
Independent switch off for refrigeration section	●	●	●
Independent temperature control of refrigeration and freezer sections	●	●	●
Number of temperature zones	3	3	3
<b>Technical data</b>			
Energy Star	Yes	Yes	Yes
Unit dimensions in inches (W x H x D)	29 3/4" x 84" – 85 3/8" x 24"	29 3/4" x 84" – 85 3/8" x 24"	35 3/4" x 84" – 85 3/8" x 24"
Electrical requirements	120 V, 60 Hz, 15 Amps	120 V, 60 Hz, 15 Amps	120 V, 60 Hz, 15 Amps
Power cord	NEMA 5 – 15 plug	NEMA 5 – 15 plug	NEMA 5 – 15 plug
Water connection requirement	water pressure 25-80 psi; Accepts 1/4" flexible or copper water line (not included)	water pressure 25-80 psi; Accepts 1/4" flexible or copper water line (not included)	water pressure 25-80 psi; Accepts 1/4" flexible or copper water line (not included)
<b>UMRP &amp; MAP/Retail Pricing</b>	<b>\$7,999/\$8,499</b>	<b>\$7,999/\$8,499</b>	<b>\$8,599/\$9,099</b>
<b>Item number</b>	38180301USA	38181301USA	38190301USA

# MasterCool™ Fridge-Freezers

## Product Overview



Model number	KF 1913 Vi	KF 1803 SF	KF 1813 SF
Series			
<b>Design Overview</b>			
Width	36"	30"	30"
Integrated	●	●	●
Door hinge	Left	Right	Left
Custom panel and handle ready (Vi Model)	●	–	–
Clean Touch Steel™ panels (SF Model)	–	●	●
<b>Features</b>			
MasterCool™ controls	●	●	●
BrilliantLight	●	●	●
Type of lighting	Halogen	Halogen	Halogen
Drop and Lock™ shelves	3	3	3
Height adjustable toughened glass shelves	●	●	●
SmartFresh™ storage drawers	2	2	2
FullView™ storage drawers	2	2	2
Number of removable freezer drawers/freezer baskets	2	2	2
Plumbed in ice maker	●	●	●
Acoustic door alarm/Acoustic temperature alarm	●/●	●/●	●/●
Optical door alarm/Optical temperature alarm	●/●	●/●	●/●
Independent switch off for refrigeration section	●	●	●
Independent temperature control of refrigeration and freezer sections	●	●	●
Number of temperature zones	3	3	3
<b>Technical data</b>			
Energy Star	Yes	Yes	Yes
Unit dimensions in inches (W x H x D)	35 3/4" x 84" – 85 3/8" x 24"	29 3/4" x 84 1/2" – 85 3/8" x 24 3/4"	29 3/4" x 84 1/2" – 85 3/8" x 24 3/4"
Electrical requirements	120 V, 60 Hz, 15 Amps	120 V, 60 Hz, 15 Amps	120 V, 60 Hz, 15 Amps
Power cord	NEMA 5 – 15 plug	NEMA 5 – 15 plug	NEMA 5 – 15 plug
Water connection requirement	water pressure 25-80 psi; Accepts 1/4" flexible or copper water line (not included)	water pressure 25-80 psi; Accepts 1/4" flexible or copper water line (not included)	water pressure 25-80 psi; Accepts 1/4" flexible or copper water line (not included)
<b>UMRP &amp; MAP/Retail Pricing</b>	<b>\$8,599/\$9,099</b>	<b>\$8,599/\$9,099</b>	<b>\$8,599/\$9,099</b>
<b>Item number</b>	38191301USA	38180311USA	38181311USA

# MasterCool™ Fridge-Freezers


## Product Overview



Model number	KF 1903 SF	KF 1913 SF
Series		
<b>Design Overview</b>		
Width	36"	36"
Integrated	●	●
Door hinge	Right	Left
Custom panel and handle ready (Vi Model)	–	–
Clean Touch Steel™ panels (SF Model)	●	●
<b>Features</b>		
MasterCool™ controls	●	●
BrilliantLight	●	●
Type of lighting	Halogen	Halogen
Drop and Lock™ shelves	3	3
Height adjustable toughened glass shelves	●	●
SmartFresh™ storage drawers	2	2
FullView™ storage drawers	2	2
Number of removable freezer drawers/freezer baskets	2	2
Plumbed in ice maker	●	●
Acoustic door alarm/Acoustic temperature alarm	●/●	●/●
Optical door alarm/Optical temperature alarm	●/●	●/●
Independent switch off for refrigeration section	●	●
Independent temperature control of refrigeration and freezer sections	●	●
Number of temperature zones	3	3
<b>Technical data</b>		
Energy Star	Yes	Yes
Unit dimensions in inches (W x H x D)	35 3/4" x 84 1/2" – 85 3/8" x 24 3/4"	35 3/4" x 84 1/2" – 85 3/8" x 24 3/4"
Electrical requirements	120 V, 60 Hz, 15 Amps	120 V, 60 Hz, 15 Amps
Power cord	NEMA 5 – 15 plug	NEMA 5 – 15 plug
Water connection requirement	water pressure 25 – 80 psi; Accepts 1/4" flexible or copper water line (not included)	water pressure 25 – 80 psi; Accepts 1/4" flexible or copper water line (not included)
<b>UMRP &amp; MAP/Retail Pricing</b>	<b>\$9,099/\$9,599</b>	<b>\$9,099/\$9,599</b>
<b>Item number</b>	38190311USA	38191311USA

# MasterCool™ Refrigerators

## Product Overview



Model number			
Refrigerator	K 1803 Vi	K 1813 Vi	K 1903 Vi
Design Overview			
Width	30"	30"	36"
Integrated	●	●	●
Door hinge	Right	Left	Right
Custom panel and handle ready (Vi Model)	●	●	●
Clean Touch Steel™ panels (SF Model)	–	–	–
Features			
MasterCool™ controls	●	●	●
BrilliantLight	●	●	●
Type of lighting	Halogen	Halogen	Halogen
Drop and Lock™ shelves	4	4	4
Height adjustable toughened glass shelves	●	●	●
SmartFresh™ storage drawers	2	2	2
FullView™ storage drawers	3	3	3
Acoustic door alarm/Acoustic temperature alarm	●/●	●/●	●/●
Optical door alarm/Optical temperature alarm	●/●	●/●	●/●
Number of temperature zones	2	2	2
Technical data			
Energy Star	Yes	Yes	Yes
Unit dimensions in inches (W x H x D)	29 3/4" x 84" – 85 3/8" x 24"	29 3/4" x 84" – 85 3/8" x 24"	35 3/4" x 84" – 85 3/8" x 24"
Electrical requirements	120 V, 60 Hz, 15 Amps	120 V, 60 Hz, 15 Amps	120 V, 60 Hz, 15 Amps
Power cord	NEMA 5 – 15 plug	NEMA 5 – 15 plug	NEMA 5 – 15 plug
Water connection requirement	–	–	–
UMRP & MAP/Retail Pricing			
Item number	<b>\$7,199/\$7,699</b> 36180301USA	<b>\$7,199/\$7,699</b> 36181301USA	<b>\$7,499/\$7,999</b> 36190301USA



# MasterCool™ Refrigerators

## Product Overview



Model number	K 1913 Vi	K 1803 SF	K 1813 SF
Refrigerator	K 1913 Vi	K 1803 SF	K 1813 SF
Design Overview			
Width	36"	30"	30"
Integrated	●	●	●
Door hinge	Left	Right	Left
Custom panel and handle ready (Vi Model)	●	–	–
Clean Touch Steel™ panels (SF Model)	–	●	●
Features			
MasterCool™ controls	●	●	●
BrilliantLight	●	●	●
Type of lighting	Halogen	Halogen	Halogen
Drop and Lock™ shelves	4	4	4
Height adjustable toughened glass shelves	●	●	●
SmartFresh™ storage drawers	2	2	2
FullView™ storage drawers	3	3	3
Acoustic door alarm/Acoustic temperature alarm	●/●	●/●	●/●
Optical door alarm/Optical temperature alarm	●/●	●/●	●/●
Number of temperature zones	2	2	2
Technical data			
Energy Star	Yes	Yes	Yes
Unit dimensions in inches (W x H x D)	35 3/4" x 84" – 85 3/8" x 24"	29 3/4" x 84 1/2" – 85 3/8" x 24 3/4"	29 3/4" x 84 1/2" – 85 3/8" x 24 3/4"
Electrical requirements	120 V, 60 Hz, 15 Amps	120 V, 60 Hz, 15 Amps	120 V, 60 Hz, 15 Amps
Power cord	NEMA 5 – 15 plug	NEMA 5 – 15 plug	NEMA 5 – 15 plug
Water connection requirement	–	–	–
UMRP & MAP/Retail Pricing	<b>\$7,499/\$7,999</b>	<b>\$7,799/\$8,299</b>	<b>\$7,799/\$8,299</b>
Item number	36191301USA	36180311USA	36181311USA

# MasterCool™ Refrigerators


## Product Overview



Model number		
Refrigerator	K 1903 SF	K 1913 SF
Design Overview		
Width	36"	36"
Integrated	●	●
Door hinge	Right	Left
Custom panel and handle ready (Vi Model)	–	–
Clean Touch Steel™ panels (SF Model)	●	●
Features		
MasterCool™ controls	●	●
BrilliantLight	●	●
Type of lighting	Halogen	Halogen
Drop and Lock™ shelves	4	4
Height adjustable toughened glass shelves	●	●
SmartFresh™ storage drawers	2	2
FullView™ storage drawers	3	3
Acoustic door alarm/Acoustic temperature alarm	●/●	●/●
Optical door alarm/Optical temperature alarm	●/●	●/●
Number of temperature zones	2	2
Technical data		
Energy Star	Yes	Yes
Unit dimensions in inches (W x H x D)	35 3/4" x 84 1/2" – 85 3/8" x 24 3/4"	35 3/4" x 84 1/2" – 85 3/8" x 24 3/4"
Electrical requirements	120 V, 60 Hz, 15 Amps	120 V, 60 Hz, 15 Amps
Power cord	NEMA 5 – 15 plug	NEMA 5 – 15 plug
Water connection requirement	–	–
UMRP & MAP/Retail Pricing		
Item number	36190311USA	36191311USA

# MasterCool™ Freezers

## Product Overview



Model number			
Freezer	F 1413 Vi	F 1473 Vi with dispenser	F 1803 Vi
Design Overview			
Width	18"	18"	30"
Integrated	●	●	●
Door hinge	Left	Left	Right
Custom panel and handle ready (Vi Model)	●	●	●
Clean Touch Steel™ panels (SF Model)	–	–	–
Features			
MasterCool™ controls	●	●	●
BrilliantLight	●	●	●
Type of lighting	Halogen	Halogen	Halogen
Drop and Lock™ shelves	4	1	4
SmartFresh™ storage drawers	2	2	2
FullView™ storage drawers	4	2	3
Ice maker	●	●	●
Ice/Water dispenser	–	●	–
NoFrost	●	●	●
Acoustic door alarm/Acoustic temperature alarm	●/●	●/●	●/●
Optical door alarm/Optical temperature alarm	●/●	●/●	●/●
Technical data			
Energy Star	Yes	Yes	Yes
Unit dimensions in inches (W x H x D)	17 3/4" x 84" – 85 3/8" x 24"	17 3/4" x 84" – 85 3/8" x 24"	29 3/4" x 84" – 85 3/8" x 24"
Electrical requirements	120 V, 60 Hz, 15 Amps	120 V, 60 Hz, 15 Amps	120 V, 60 Hz, 15 Amps
Power cord	NEMA 5 – 15 plug	NEMA 5 – 15 plug	NEMA 5 – 15 plug
Water connection requirement	water pressure 25-80 psi; Accepts 1/4" flexible or copper water line (not included)	water pressure 25-80 psi; Accepts 1/4" flexible or copper water line (not included)	water pressure 25-80 psi; Accepts 1/4" flexible or copper water line (not included)
<b>UMRP &amp; MAP/Retail Pricing</b>	<b>\$6,299/\$6,799</b>	<b>\$6,599/\$7,099</b>	<b>\$7,499/\$7,999</b>
<b>Item number</b>	<b>37141301USA</b>	<b>37147301USA</b>	<b>37180301USA</b>

# MasterCool™ Freezers

## Product Overview



Model number	F 1813 Vi	F 1903 Vi	F 1913 Vi
Freezer	F 1813 Vi	F 1903 Vi	F 1913 Vi
Design Overview			
Width	30"	36"	36"
Integrated	●	●	●
Door hinge	Left	Right	Left
Custom panel and handle ready (Vi Model)	●	●	●
Clean Touch Steel™ panels (SF Model)	–	–	–
Features			
MasterCool™ controls	●	●	●
BrilliantLight	●	●	●
Type of lighting	Halogen	Halogen	Halogen
Drop and Lock™ shelves	4	4	4
SmartFresh™ storage drawers	2	2	2
FullView™ storage drawers	3	3	3
Ice maker	●	●	●
Ice/Water dispenser	–	–	–
NoFrost	●	●	●
Acoustic door alarm/Acoustic temperature alarm	●/●	●/●	●/●
Optical door alarm/Optical temperature alarm	●/●	●/●	●/●
Technical data			
Energy Star	Yes	Yes	Yes
Unit dimensions in inches (W x H x D)	29 3/4" x 84" – 85 3/8" x 24"	35 3/4" x 84" – 85 3/8" x 24"	35 3/4" x 84" – 85 3/8" x 24"
Electrical requirements	120 V, 60 Hz, 15 Amps	120 V, 60 Hz, 15 Amps	120 V, 60 Hz, 15 Amps
Power cord	NEMA 5 – 15 plug	NEMA 5 – 15 plug	NEMA 5 – 15 plug
Water connection requirement	water pressure 25-80 psi; Accepts 1/4" flexible or copper water line (not included)	water pressure 25-80 psi; Accepts 1/4" flexible or copper water line (not included)	water pressure 25-80 psi; Accepts 1/4" flexible or copper water line (not included)
UMRP & MAP/Retail Pricing	<b>\$7,499/\$7,999</b>	<b>\$7,799/\$8,299</b>	<b>\$7,799/\$8,299</b>
Item number	37181301USA	37190301USA	37191301USA

# MasterCool™ Freezers

## Product Overview



Model number	F 1413 SF	F 1473 SF with dispenser	F 1803 SF
Freezer	F 1413 SF	F 1473 SF with dispenser	F 1803 SF
Design Overview			
Width	18"	18"	30"
Integrated	●	●	●
Door hinge	Left	Left	Right
Custom panel and handle ready (Vi Model)	–	–	–
Clean Touch Steel™ panels (SF Model)	●	●	●
Features			
MasterCool™ controls	●	●	●
BrilliantLight	●	●	●
Type of lighting	Halogen	Halogen	Halogen
Drop and Lock™ shelves	4	1	4
SmartFresh™ storage drawers	2	2	2
FullView™ storage drawers	4	2	3
Ice maker	●	●	●
Ice/Water dispenser	–	●	–
NoFrost	●	●	●
Acoustic door alarm/Acoustic temperature alarm	●/●	●/●	●/●
Optical door alarm/Optical temperature alarm	●/●	●/●	●/●
Technical data			
Energy Star	Yes	Yes	Yes
Unit dimensions in inches (W x H x D)	17 3/4" x 84 1/2" – 85 3/8" x 24 3/4"	17 3/4" x 84 1/2" – 85 3/8" x 24 3/4"	29 3/4" x 84 1/2" – 85 3/8" x 24 3/4"
Electrical requirements	120 V, 60 Hz, 15 Amps	120 V, 60 Hz, 15 Amps	120 V, 60 Hz, 15 Amps
Power cord	NEMA 5 – 15 plug	NEMA 5 – 15 plug	NEMA 5 – 15 plug
Water connection requirement	water pressure 25-80 psi; Accepts 1/4" flexible or copper water line (not included)	water pressure 25-80 psi; Accepts 1/4" flexible or copper water line (not included)	water pressure 25-80 psi; Accepts 1/4" flexible or copper water line (not included)
UMRP & MAP/Retail Pricing	\$6,899/\$7,399	\$7,199/\$7,699	\$8,099/\$8,599
Item number	37141311USA	37147311USA	37180311USA



# MasterCool™ Freezers

## Product Overview



Model number	F 1813 SF	F 1903 SF	F 1913 SF
Freezer	F 1813 SF	F 1903 SF	F 1913 SF
Design Overview			
Width	30"	36"	36"
Integrated	●	●	●
Door hinge	Left	Right	Left
Custom panel and handle ready (Vi Model)	–	–	–
Clean Touch Steel™ panels (SF Model)	●	●	●
Features			
MasterCool™ controls	●	●	●
BrilliantLight	●	●	●
Type of lighting	Halogen	Halogen	Halogen
Drop and Lock™ shelves	4	4	4
SmartFresh™ storage drawers	2	2	2
FullView™ storage drawers	3	3	3
Ice maker	●	●	●
Ice/Water dispenser	–	–	–
NoFrost	●	●	●
Acoustic door alarm/Acoustic temperature alarm	●/●	●/●	●/●
Optical door alarm/Optical temperature alarm	●/●	●/●	●/●
Technical data			
Energy Star	Yes	Yes	Yes
Unit dimensions in inches (W x H x D)	29 3/4" x 84 1/2" – 85 3/8" x 24 3/4"	35 3/4" x 84 1/2" – 85 3/8" x 24 3/4"	35 3/4" x 84 1/2" – 85 3/8" x 24 3/4"
Electrical requirements	120 V, 60 Hz, 15 Amps	120 V, 60 Hz, 15 Amps	120 V, 60 Hz, 15 Amps
Power cord	NEMA 5 – 15 plug	NEMA 5 – 15 plug	NEMA 5 – 15 plug
Water connection requirement	water pressure 25-80 psi; Accepts 1/4" flexible or copper water line (not included)	water pressure 25-80 psi; Accepts 1/4" flexible or copper water line (not included)	water pressure 25-80 psi; Accepts 1/4" flexible or copper water line (not included)
UMRP & MAP/Retail Pricing	\$8,099/\$8,599	\$8,399/\$8,899	\$8,399/\$8,899
Item number	37181311USA	37190311USA	37191311USA



# Which product features are particularly important to you?

## The product highlights\* of Miele wine conditioning units

### SommelierSet

Declare your wine storage unit an area of enjoyment for wine connoisseurs: with the unique SommelierSet. Now new on the market and only available from Miele. Prepare noble wines professionally for decanting. Enjoy champagne and white wine from chilled glasses. Drink perfectly conditioned wine even from opened bottles. And have all equipment you need for this always ready at hand.



### Temperature zones

Individual controls: up to three different types of wine requiring different temperatures can be stored at the same time.

### FlexiFrame Plus

Perfectly adjustable: even magnum bottles can be stored thanks to slats which can be repositioned in two directions.

### FlexiFrame

Easy to reposition: individual wooden slats can be easily moved to make room for large wine bottles.

### "Selector" bottle presenter

Presentation in style: the bottles appear slightly raised in the dimmed light in your wine unit.

### NoteBoard



For individual labelling: every bottle rack features a removable, magnetic strip for labelling bottles.

\* Depends on model



# MasterCool™ Wine Storage Systems

## Product Overview



Model number			
Wine storage system	KWT 1603 Vi	KWT 1613 Vi	KWT 1603 SF
Design Overview			
Width	24"	24"	23 7/16"
Integrated/Built-under	●/–	●/–	●/–
Door hinge	Right	Left	Right
Custom panel and handle ready (Vi Model)	●	●	–
Clean Touch Steel™ panels (SF Model)	–	–	●
Black door frame/UV tinted glass	–	–	–
Features			
BrilliantLight	●	●	●
Type of lighting	Halogen	Halogen	Halogen
Number of racks	14	14	14
FullView™ extendable shelves	12	12	12
Electronic temperature display and control	MasterCool	MasterCool	MasterCool
Number of temperature zones	3	3	3
Safety lock	–	–	–
Acoustic door alarm/Acoustic temperature alarm	●/●	●/●	●
Optical door alarm/Optical temperature alarm	●/●	●/●	●
Technical data			
Energy Star	–	–	–
Unit dimensions in inches (W x H x D)	23 3/4" x 84" – 85 3/8" x 24"	23 3/4" x 84" – 85 3/8" x 24"	23 3/4" x 84 1/2" – 85 3/8" x 24 3/4"
Electrical requirements	120 V, 60 Hz, 15 Amps	120 V, 60 Hz, 15 Amps	120 V, 60 Hz, 15 Amps
Power cord	NEMA 5 – 15 plug	NEMA 5 – 15 plug	NEMA 5 – 15 plug
Water connection requirement	–	–	–
UMRP & MAP/Retail Pricing			
Item number	36160301USA	36161301USA	36160311USA

# MasterCool™

## Wine Storage Systems

### Product Overview



<b>Model number</b>	
Wine storage system	KWT 1613 SF
<b>Design Overview</b>	
Width	24"
Integrated/Built-under	●/–
Door hinge	Left
Custom panel and handle ready (Vi Model)	–
Clean Touch Steel™ panels (SF Model)	●
Black door frame/UV tinted glass	–
<b>Features</b>	
BrilliantLight	●
Type of lighting	Halogen
Number of racks	14
FullView™ extendable shelves	12
Electronic temperature display and control	MasterCool
Number of temperature zones	3
Safety lock	–
Acoustic door alarm/Acoustic temperature alarm	●
Optical door alarm/Optical temperature alarm	●
<b>Technical data</b>	
Energy Star	–
Unit dimensions in inches (W x H x D)	23 3/4" x 84 1/2" – 85 3/8" x 24 3/4"
Electrical requirements	120 V, 60 Hz, 15 Amps
Power cord	NEMA 5 – 15 plug
Water connection requirement	–
<b>UMRP &amp; MAP/Retail Pricing</b>	<b>\$8,799/\$9,299</b>
<b>Item number</b>	36161311USA



# Wine Storage Systems

## Product Overview



Model number			
Wine storage system	KWT 6832 SGS	KWT 6312 UGS	KWT 6322 UG
Design Overview			
Width	28"	24"	24"
Freestanding/Built-under	●/–	–/●	–/●
Door hinge	Right, convertible	Right, convertible	Right, convertible
Custom panel and handle ready (Vi Model)	–	–	–
Clean Touch Steel™ panels (SF Model)	–	–	–
Black door frame/UV tinted glass	●	●	●
Features			
Type of lighting	LED	LED	LED
Number of temperature zones	3	1	2
Number of racks	13	4	4
Number of FlexiFrame racks	10	3	3
Push2open door	–	●	●
SoftClose door	●	●	●
TouchControl display	●	●	●
Acoustic door alarm/Acoustic temperature alarm	●/●	●/●	●/●
Optical door alarm/Optical temperature alarm	●/●	–/–	–/–
Active AirClean Filter	●	●	●
Maximum bottle capacity	178	46	34
Sabbath mode	●	–	–
SommelierSet	●	●	–
Technical data			
Energy Star	–	–	–
Unit dimensions in inches (W x H x D)	27 3/4" x 75 9/16" x 29 3/8"	23 7/16" x 32 1/4" – 34 1/4" x 22 1/2"	23 7/16" x 32 1/4" – 34 1/4" x 22 1/2"
Electrical requirements	110/120 V, 60 Hz, 15 Amps	110/120 V, 60 Hz, 15 Amps	110/120 V, 60 Hz, 15 Amps
Power cord	NEMA 5 – 15 plug	NEMA 5 – 15 plug	NEMA 5 – 15 plug
Water connection requirement	–	–	–
UMRP & MAP/Retail Pricing			
Item number	36683200USA	36631200USA	36632200USA

# Refrigeration Accessories

## Product Overview



**KFP 3013 Top Panel, 30" Bottom Mount (KF) Clean Touch Steel™**

Item Number: 38996051EU1  
UMRP/MAP Price: \$750  
Retail Pricing: \$750

No fingerprints thanks to Clean Touch Steel



**KFP 3023 Bottom Panel, 30" Bottom Mount (KF) Clean Touch Steel™**

Item Number: 38996052EU1  
UMRP/MAP Price: \$450  
Retail Pricing: \$450

No fingerprints thanks to Clean Touch Steel



**KFP 3613 Top Panel, 36" Bottom Mount (KF) Clean Touch Steel™**

Item Number: 38996053EU1  
UMRP/MAP Price: \$750  
Retail Pricing: \$750

No fingerprints thanks to Clean Touch Steel



**KFP 3623 Bottom Panel, 36" Bottom Mount (KF) Clean Touch Steel™**

Item Number: 38996054EU1  
UMRP/MAP Price: \$450  
Retail Pricing: \$450

No fingerprints thanks to Clean Touch Steel



**KFP 1803 Front Panel, 18" Freezer Clean Touch Steel™**

Item Number: 37996015EU1  
UMRP/MAP Price: \$929  
Retail Pricing: \$929

No fingerprints thanks to Clean Touch Steel  
For 18" wide freezers without an ice dispenser



**KFP 1813 Front Panel, 18" Freezer w/Dispenser Clean Touch Steel™**

Item Number: 37996016EU1  
UMRP/MAP Price: \$929  
Retail Pricing: \$929

No fingerprints thanks to Clean Touch Steel  
For 18" wide freezers with an ice dispenser



**KFP 3003 Front Panel, 30" K/F Models Clean Touch Steel™**

Item Number: 36996064EU1  
UMRP/MAP Price: \$929  
Retail Pricing: \$929

No fingerprints thanks to Clean Touch Steel



**KFP 3603 Front Panel, 36" K/F Models Clean Touch Steel™**

Item Number: 36996065EU1  
UMRP/MAP Price: \$929  
Retail Pricing: \$929

No fingerprints thanks to Clean Touch Steel



**KFP 2403 Front Panel, 24" Wine Storage Clean Touch Steel™**

Item Number: 36996063EU1  
UMRP/MAP Price: \$1,045  
Retail Pricing: \$1,045

No fingerprints thanks to Clean Touch Steel

# Refrigeration Accessories

## Product Overview



### KWF 1000 Water Filter

Item Number: 07134220  
UMRP/MAP Price: \$73  
Retail Pricing: \$73

Filters particles and taste/odor-producing substances  
For MasterCool appliances with IceMaker



### Water filter (active charcoal filter) KB 1000

Item Number: 07134240  
UMRP/MAP Price: \$62  
Retail Pricing: \$62

Filters suspended particles from tap water  
For all MasterCool appliances with IceMaker

### CleanTouchSteel Top Panel for KFN 9855

Item Number: 38996045CDN  
UMRP/MAP Price: \$399  
Retail Pricing: \$399

### CleanTouch Steel Bottom Panels for KFN9855

Item Number: 38996046CDN  
URMP/MAP Price: \$399  
Retail Pricing: \$399

### KFT 1048 48" Merging top Frame, Stainless Steel

Item Number: 38996027USA  
UMRP/MAP Price: \$229  
Retail Pricing: \$229

### KFT 1054 54" Merging top Frame, Stainless Steel

Item Number: 38996026USA  
UMRP/MAP Price: \$229  
Retail Pricing: \$229

### KFT 1060 60" Merging top Frame, Stainless Steel


Item Number: 38996025USA  
UMRP/MAP Price: \$229  
Retail Pricing: \$229

### KFT 1066 66" Merging top Frame, Stainless Steel

Item Number: 38996023USA  
UMRP/MAP Price: \$229  
Retail Pricing: \$229

### KFT 1072 72" Merging top Frame, Stainless Steel

Item Number: 38996024USA  
UMRP/MAP Price: \$229  
Retail Pricing: \$229



### KSK 6300 Side-by-Side Kit

Item Number: 36996062EU1  
UMRP/MAP Price: \$149  
Retail Pricing: \$149



### KSK 1003 Side-by-Side kit

Item Number: 10562720  
UMRP/MAP Price: \$499  
Retail Pricing: \$499

# Refrigeration Accessories

## Product Overview



### Front Panel Gap Kit - Column

Item Number: 38996050USA  
UMRP/MAP Price: \$41  
Retail Pricing: \$41



### 30" Bottom Mount SS Toekick

Item Number: 38996011USA  
UMRP/MAP Price: \$209  
Retail Pricing: \$209

### 36" Bottom Mount SS Toekick

Item Number: 38996012USA  
UMRP/MAP Price: \$209  
Retail Pricing: \$209



### 18" Freezer SS Toekick

Item Number: 37996010USA  
UMRP/MAP Price: \$135  
Retail Pricing: \$135



### 30" Freezer SS Toekick

Item Number: 37996011USA  
UMRP/MAP Price: \$209  
Retail Pricing: \$209



### 36" Freezer SS Toekick

Item Number: 37996012USA  
UMRP/MAP Price: \$209  
Retail Pricing: \$209



### 30" Refrigerator SS Toekick

Item Number: 36996052USA  
UMRP/MAP Price: \$209  
Retail Pricing: \$209



### 36" Refrigerator SS Toekick

Item Number: 36996053USA  
UMRP/MAP Price: \$209  
Retail Pricing: \$209



### 24" Wine Storage SS Toekick

Item Number: 36996054USA  
UMRP/MAP Price: \$209  
Retail Pricing: \$209





# Highlights of Miele Dishwashers

## Product Features\*

### 3D Cutlery Tray

The slide-out cutlery tray has long set Miele apart from other dishwashers offering greatly improved space utilization compared with a standard basket. Miele's 3D cutlery tray - innovation from the inventor of the category - provides a new level of convenience that adapts instantly to accommodate larger utensils, as well as taller stemware in the upper basket.



### Knock2open

Unique – this appliance can be perfectly integrated into handleless kitchens – the door opens automatically by tapping twice.



### Energy Efficiency

All Miele dishwashers are Energy Star rated, using advanced features such as water and soiling sensors to decrease the amount of water being used in each cycle. At Miele, we use only what is necessary to clean your dishes properly and not a drop more.



### BrilliantLight

4 powerful LED lights illuminate the dishwasher from the inside out.



### AutoOpen Drying

The dishwasher door automatically opens at the end of the cycle, allowing air to escape and circulate. This can aid in perfectly drying even the most challenging surfaces like plastics.



### FlexiTimer

Delay start technology with two options, either a defined start time or a defined finish time.

\* Depends on model

# Classic Dishwashers

## Product Overview



<b>Model number</b>	<b>G 4228 SCU CLST</b>
Series	Classic
<b>Design Overview</b>	
Width	24"
Pre-finished (Black or White)	—
Pre-finished (Clean Touch Steel™ Panel)	●
Integrated - (Clean Touch Steel™ Fascia Only)	—
Fully integrated - (Custom Panel and Handle Ready)	—
Fully integrated - (Clean Touch Steel™ Panel)	—
<b>Features</b>	
Door design	ComfortClose
Automatic load sensor	●
Water softener	—
BrilliantLight	—
Knock2open	—
Miele@Mobile	—
<b>Quality of results</b>	
AutoOpen™ drying/SensorDry	—/—
Perfect GlassCare	—
<b>Programs</b>	
Normal/Express/QuickIntenseWash	●/—/—
Pots & Pans	●
SaniWash	●
Rinse & Hold	●
China & Crystal	—
Economy/Extra Quiet	●/—
Grates & Filters	—
Clean Machine	—
Energy Saver	—
Tall Items	—
Glass - No Rinse Aid (Warm)	—
SensorWash	—
<b>Options</b>	
Short	●
Delay Start	●
FlexiTimer	—
Extra Economical	—
Intensive	—
Extra Dry	—
Soak	—
Pre-Rinse	—
<b>Basket design</b>	
Cutlery loading	Cutlery tray
Basket design	Comfort
No. of standard place settings	16
<b>Safety</b>	
Double Waterproof system	●
ADA compliant	—
<b>Technical data</b>	
Unit dimensions in inches (W x H x D)	23 9/16" x 33 11/16" – 36 1/4" x 22 7/16"
Electrical requirements	110/120 V, 60 Hz, 15 Amps
Power Cord (convertible to hard wire)	NEMA 5 – 15 plug
Water connection requirement	Water pressure 4.5 – 145 psi; shut off valve with 3/8" NPT
Decibal rating	46 dBa
<b>UMRP&amp;MAP/Retail Pricing</b>	
Black	—
White	—
Clean Touch Steel™ TM	<b>\$999/\$1,099</b>
Custom panel ready	—
<b>Item number</b>	
Black	—
White	—
Clean Touch Steel™ TM	21422837USA
Custom panel ready	—

# Classic Plus Dishwashers

## Product Overview



Model number	G 4977 Vi SF	G 4977 SCVi SF
Series	Classic Plus	Classic Plus
Design Overview		
Width	24"	24"
Pre-finished (Black or White)	—	—
Pre-finished (Clean Touch Steel™ Panel)	—	—
Integrated - (Clean Touch Steel™ Fascia Only)	—	—
Fully integrated - (Custom Panel and Handle Ready)	—	—
Fully integrated - (Clean Touch Steel™ Panel)	●	●
Features		
Door design	ComfortClose	ComfortClose
Automatic load sensor	●	●
Water softener	—	—
BrilliantLight	—	—
Knock2open	—	—
Miele@Mobile	—	—
Quality of results		
AutoOpen™ drying/SensorDry	—/—	—/—
Perfect GlassCare	—	—
Programs		
Normal/Express/QuickIntenseWash	●/●/—	●/●/—
Pots & Pans	●	●
SaniWash	●	●
Rinse & Hold	●	●
China & Crystal	—	—
Economy/Extra Quiet	—/—	—/—
Grates & Filters	—	—
Clean Machine	—	—
Energy Saver	—	—
Tall Items	—	—
Glass - No Rinse Aid (Warm)	—	—
SensorWash	—	—
Options		
Short	●	●
Delay Start	●	●
FlexiTimer	—	—
Extra Economical	—	—
Intensive	—	—
Extra Dry	—	—
Soak	—	—
Pre-Rinse	—	—
Basket design		
Cutlery loading	Cutlery basket	Cutlery tray
Basket design	Comfort	Comfort
No. of standard place settings	13	16
Safety		
Double Waterproof system	●	●
ADA compliant	—	—
Technical data		
Unit dimensions in inches (W x H x D)	23 9/16" x 33 11/16" – 36 1/4" x 22 7/16"	23 9/16" x 33 11/16" – 36 1/4" x 22 7/16"
Electrical requirements	110/120 V, 60 Hz, 15 Amps	110/120 V, 60 Hz, 15 Amps
Power Cord (convertible to hard wire)	NEMA 5 – 15 plug	NEMA 5 – 15 plug
Water connection requirement	Water pressure 4.5 – 145 psi; shut off valve with 3/8" NPT	Water pressure 4.5 – 145 psi; shut off valve with 3/4" NPT
Decibal rating	46 dBa	46 dBa
UMRP&MAP/Retail Pricing		
Black	—	—
White	—	—
Clean Touch Steel™ TM	<b>\$1,099/\$1,199</b>	<b>\$1,199/\$1,299</b>
Custom panel ready	—	—
Item number		
Black	—	—
White	—	—
Clean Touch Steel™ TM	21497763USA	21497764USA
Custom panel ready	—	—

# Classic Plus Dishwashers

## Product Overview



Model number	G 4948 SCU	G 4993 SCVi	G 4998 Vi
Series	Classic Plus 3D	Classic Plus 3D	Classic Plus 3D
<b>Design Overview</b>			
Width	24"	24"	24"
Pre-finished (Black or White)	●	–	–
Pre-finished (Clean Touch Steel™ Panel)	●	–	–
Integrated - (Clean Touch Steel™ Fascia Only)	–	–	–
Fully integrated - (Custom Panel and Handle Ready)	–	●	●
Fully integrated - (Clean Touch Steel™ Panel)	–	–	–
<b>Features</b>			
Door design	ComfortClose	ComfortClose	ComfortClose
Automatic load sensor	●	●	●
Water softener	–	–	–
BrilliantLight	–	–	–
Knock2open	–	–	–
Miele@Mobile	–	–	–
<b>Quality of results</b>			
AutoOpen™ drying/SensorDry	–/–	–/–	–/–
Perfect GlassCare	–	–	–
<b>Programs</b>			
Normal/Express/QuickIntenseWash	●/●/–	●/●/–	●/●/–
Pots & Pans	●	●	●
SaniWash	●	●	●
Rinse & Hold	●	●	●
China & Crystal	–	–	–
Economy/Extra Quiet	–/–	–/–	–/–
Grates & Filters	–	–	–
Clean Machine	–	–	–
Energy Saver	–	–	–
Tall Items	–	–	–
Glass - No Rinse Aid (Warm)	–	–	–
SensorWash	–	–	–
<b>Options</b>			
Short	●	●	●
Delay Start	●	●	●
FlexiTimer	–	–	–
Extra Economical	–	–	–
Intensive	–	–	–
Extra Dry	–	–	–
Soak	–	–	–
Pre-Rinse	–	–	–
<b>Basket design</b>			
Cutlery loading	3D Cutlery tray	3D Cutlery tray	Cutlery basket
Basket design	Comfort	Comfort	Comfort
No. of standard place settings	16	16	13
<b>Safety</b>			
Double Waterproof system	●	●	●
ADA compliant	–	●	–
<b>Technical data</b>			
Unit dimensions in inches (W x H x D)	23 9/16" x 33 11/16" – 36 1/4" x 22 7/16"	23 9/16" x 32 1/16" – 34 1/4" x 22 7/16"	23 9/16" x 33 11/16" – 36 1/4" x 22 7/16"
Electrical requirements	110/120 V, 60 Hz, 15 Amps	110/120 V, 60 Hz, 15 Amps	110/120 V, 60 Hz, 15 Amps
Power Cord (convertible to hard wire)	NEMA 5 – 15 plug	NEMA 5 – 15 plug	NEMA 5 – 15 plug
Water connection requirement	Water pressure 4.5 – 145 psi; shut off valve with 3/8" NPT	Water pressure 4.5 – 145 psi; shut off valve with 3/8" NPT	Water pressure 4.5 – 145 psi; shut off valve with 3/8" NPT
Decibal rating	46 dBa	46 dBa	46 dBa
<b>UMRP&amp;MAP/Retail Pricing</b>			
Black	<b>\$1,299/\$1,399</b>	–	–
White	<b>\$1,299/\$1,399</b>	–	–
Clean Touch Steel™ TM	<b>\$1,399/\$1,499</b>	–	–
Custom panel ready	–	<b>\$1,299/\$1,399</b>	<b>\$1,199/\$1,299</b>
<b>Item number</b>			
Black	21494834USA	–	–
White	21494836USA	–	–
Clean Touch Steel™ TM	21494837USA	–	–
Custom panel ready	–	21499362USA	21499861USA

# Classic Plus Dishwashers

## Product Overview



Model number	G 4998 SCVi	G 4998 SCVi SF
Series	Classic Plus 3D	Classic Plus 3D
Design Overview		
Width	24"	24"
Pre-finished (Black or White)	–	–
Pre-finished (Clean Touch Steel™ Panel)	–	–
Integrated - (Clean Touch Steel™ Fascia Only)	–	–
Fully integrated - (Custom Panel and Handle Ready)	●	–
Fully integrated - (Clean Touch Steel™ Panel)	–	●
Features		
Door design	ComfortClose	ComfortClose
Automatic load sensor	●	●
Water softener	–	–
BrilliantLight	–	–
Knock2open	–	–
Miele@Mobile	–	–
Quality of results		
AutoOpen™ drying/SensorDry	–/–	–/–
Perfect GlassCare	–	–
Programs		
Normal/Express/QuickIntenseWash	●/●/–	●/●/–
Pots & Pans	●	●
SaniWash	●	●
Rinse & Hold	●	●
China & Crystal	–	–
Economy/Extra Quiet	–/–	–/–
Grates & Filters	–	–
Clean Machine	–	–
Energy Saver	–	–
Tall Items	–	–
Glass - No Rinse Aid (Warm)	–	–
SensorWash	–	–
Options		
Short	●	●
Delay Start	●	●
FlexiTimer	–	–
Extra Economical	–	–
Intensive	–	–
Extra Dry	–	–
Soak	–	–
Pre-Rinse	–	–
Basket design		
Cutlery loading	3D Cutlery tray	3D Cutlery tray
Basket design	Comfort	Comfort
No. of standard place settings	16	16
Safety		
Double Waterproof system	●	●
ADA compliant	–	–
Technical data		
Unit dimensions in inches (W x H x D)	23 9/16" x 33 11/16" – 36 1/4" x 22 7/16"	23 9/16" x 33 11/16" – 36 1/4" x 22 7/16"
Electrical requirements	110/120 V, 60 Hz, 15 Amps	110/120 V, 60 Hz, 15 Amps
Power Cord (convertible to hard wire)	NEMA 5 – 15 plug	NEMA 5 – 15 plug
Water connection requirement	Water pressure 4.5 – 145 psi; shut off valve with 3/8" NPT	Water pressure 4.5 – 145 psi; shut off valve with 3/8" NPT
Decibal rating	46 dBa	46 dBa
UMRP&MAP/Retail Pricing		
Black	–	–
White	–	–
Clean Touch Steel™ TM	–	\$1,399/\$1,499
Custom panel ready	\$1,299/\$1,399	–
Item number		
Black	–	–
White	–	–
Clean Touch Steel™ TM	–	21499864USA
Custom panel ready	21499862USA	–



# Slimline Dishwashers

## Product Overview



Model number	G 4720 SCI CLST	G 4780 SCVi
Series	Dimension Slimline	Dimension Slimline
Design Overview		
Width	18"	18"
Pre-finished (Black or White)	—	—
Pre-finished (Clean Touch Steel™ Panel)	—	—
Integrated - (Clean Touch Steel™ Fascia Only)	●	—
Fully integrated - (Custom Panel and Handle Ready)	—	●
Fully integrated - (Clean Touch Steel™ Panel)	—	—
Features		
Door design	ComfortClose	ComfortClose
Automatic load sensor	●	●
Water softener	●	●
BrilliantLight	—	—
Knock2open	—	—
Miele@Mobile	—	—
Quality of results		
AutoOpen™ drying/SensorDry	—/●	—/●
Perfect GlassCare	●	●
Programs		
Normal/Express/QuickIntenseWash	●/—/●	●/—/●
Pots & Pans	●	●
SaniWash	●	●
Rinse & Hold	●	●
China & Crystal	●	●
Economy/Extra Quiet	—/—	—/—
Grates & Filters	—	—
Clean Machine	—	—
Energy Saver	—	—
Tall Items	—	—
Glass - No Rinse Aid (Warm)	—	—
SensorWash	—	—
Options		
Short	●	●
Delay Start	●	●
FlexiTimer	—	—
Extra Economical	—	—
Intensive	—	—
Extra Dry	—	—
Soak	—	—
Pre-Rinse	—	—
Basket design		
Cutlery loading	Cutlery tray	Cutlery tray
Basket design	Comfort Slimline	Comfort Slimline
No. of standard place settings	10	10
Safety		
Double Waterproof system	●	●
ADA compliant	●	●
Technical data		
Unit dimensions in inches (W x H x D)	17 5/8" x 32 1/16" – 34 2/3" x 22 7/16"	17 5/8" x 32 1/16" – 34 2/3" x 22 7/16"
Electrical requirements	110/120 V, 60 Hz, 15 Amps	110/120 V, 60 Hz, 15 Amps
Power Cord (convertible to hard wire)	NEMA 5 – 15 plug	NEMA 5 – 15 plug
Water connection requirement	Water pressure 4.5 – 145 psi; shut off valve with 3/4" NPT	Water pressure 4.5 – 145 psi; shut off valve with 3/4" NPT
Decibal rating	46 dBa	46 dBa
UMRP&MAP/Retail Pricing		
Black	—	—
White	—	—
Clean Touch Steel™ TM	—	—
Custom panel ready	<b>\$1,499/\$1,599</b>	<b>\$1,499/\$1,599</b>
Item number		
Black	—	—
White	—	—
Clean Touch Steel™ TM	—	—
Custom panel ready	21472057USA	21478062USA

# Crystal Dishwashers

## Product Overview



Model number	G 6625 SCU CLST	G 6665 SCVi	G 6665 SCVi SF
Series	Crystal	Crystal	Crystal
<b>Design Overview</b>			
Width	24"	24"	24"
Pre-finished (Black or White)	–	–	–
Pre-finished (Clean Touch Steel™ Panel)	●	–	–
Integrated - (Clean Touch Steel™ Fascia Only)	–	–	–
Fully integrated - (Custom Panel and Handle Ready)	–	●	–
Fully integrated - (Clean Touch Steel™ Panel)	–	–	●
<b>Features</b>			
Door design	ComfortClose	ComfortClose	ComfortClose
Automatic load sensor	●	●	●
Water softener	●	●	●
BrilliantLight	–	–	–
Knock2open	–	–	–
Miele@Mobile	–	–	–
<b>Quality of results</b>			
AutoOpen™ drying/SensorDry	●/●	●/●	●/●
Perfect GlassCare	●	●	●
<b>Programs</b>			
Normal/Express/QuickIntenseWash	●/–/●	●/–/●	●/–/●
Pots & Pans	●	●	●
SaniWash	●	●	●
Rinse & Hold	●	●	●
China & Crystal	●	●	●
Economy/Extra Quiet	–/–	–/–	–/–
Grates & Filters	–	–	–
Clean Machine	–	–	–
Energy Saver	–	–	–
Tall Items	–	–	–
Glass - No Rinse Aid (Warm)	–	–	–
SensorWash	–	–	–
<b>Options</b>			
Short	●	●	●
Delay Start	●	●	●
FlexiTimer	–	–	–
Extra Economical	–	–	–
Intensive	–	–	–
Extra Dry	–	–	–
Soak	–	–	–
Pre-Rinse	–	–	–
<b>Basket design</b>			
Cutlery loading	3D+ cutlery tray	3D+ cutlery tray	3D+ cutlery tray
Basket design	ExtraComfort	ExtraComfort	ExtraComfort
No. of standard place settings	16	16	16
<b>Safety</b>			
Double Waterproof system	●	●	●
ADA compliant	–	–	–
<b>Technical data</b>			
Unit dimensions in inches (W x H x D)	23 9/16" x 33 11/16" – 36 1/4" x 22 7/16"	23 9/16" x 33 11/16" – 36 1/4" x 22 7/16"	23 9/16" x 33 11/16" – 36 1/4" x 22 7/16"
Electrical requirements	110/120 V, 60 Hz, 15 Amps	110/120 V, 60 Hz, 15 Amps	110/120 V, 60 Hz, 15 Amps
Power Cord (convertible to hard wire)	NEMA 5 – 15 plug	NEMA 5 – 15 plug	NEMA 5 – 15 plug
Water connection requirement	Water pressure 4.5 – 145 psi; shut off valve with 3/8" NPT	Water pressure 4.5 – 145 psi; shut off valve with 3/8" NPT	Water pressure 4.5 – 145 psi; shut off valve with 3/8" NPT
Decibal rating	45 dBa	45 dBa	45 dBa
<b>UMRP&amp;MAP/Retail Pricing</b>			
Black	–	–	–
White	–	–	–
Clean Touch Steel™ TM	<b>\$1,799/\$1,899</b>	–	<b>\$1,799/\$1,899</b>
Custom panel ready	–	<b>\$1,699/\$1,799</b>	–
<b>Item number</b>			
Black	–	–	–
White	–	–	–
Clean Touch Steel™ TM	21662537USA	–	21666563USA
Custom panel ready	–	21666562USA	–

# Dimension Dishwashers

## Product Overview



Model number	G 6745 SCU	G 6785 SCVi	G 6785 SCVi SF
Series	Dimension	Dimension	Dimension
<b>Design Overview</b>			
Width	24"	24"	24"
Pre-finished (Black or White)	●	–	–
Pre-finished (Clean Touch Steel™ Panel)	●	–	–
Integrated - (Clean Touch Steel™ Fascia Only)	–	–	–
Fully integrated - (Custom Panel and Handle Ready)	–	●	–
Fully integrated - (Clean Touch Steel™ Panel)	–	–	●
<b>Features</b>			
Door design	ComfortClose	ComfortClose	ComfortClose
Automatic load sensor	●	●	●
Water softener	●	●	●
BrilliantLight	–	–	–
Knock2open	–	–	–
Miele@Mobile	–	–	–
<b>Quality of results</b>			
AutoOpen™ drying/SensorDry	●/●	●/●	●/●
Perfect GlassCare	●	●	●
<b>Programs</b>			
Normal/Express/QuickIntenseWash	●/–/●	●/–/●	●/–/●
Pots & Pans	●	●	●
SaniWash	●	●	●
Rinse & Hold	●	●	●
China & Crystal	●	●	●
Economy/Extra Quiet	–/● (39 dBA)	–/● (39 dBA)	–/● (39 dBA)
Grates & Filters	●	●	●
Clean Machine	●	●	●
Energy Saver	–	–	–
Tall Items	–	–	–
Glass - No Rinse Aid (Warm)	–	–	–
SensorWash	–	–	–
<b>Options</b>			
Short	●	●	●
Delay Start	–	–	–
FlexiTimer	●	●	●
Extra Economical	●	●	●
Intensive	–	–	–
Extra Dry	–	–	–
Soak	–	–	–
Pre-Rinse	–	–	–
<b>Basket design</b>			
Cutlery loading	3D+ cutlery tray	3D+ cutlery tray	3D+ cutlery tray
Basket design	ExtraComfort	ExtraComfort	ExtraComfort
No. of standard place settings	16	16	16
<b>Safety</b>			
Double Waterproof system	●	●	●
ADA compliant	–	–	–
<b>Technical data</b>			
Unit dimensions in inches (W x H x D)	23 9/16" x 33 11/16" – 36 1/4" x 22 7/16"	23 9/16" x 33 11/16" – 36 1/4" x 22 7/16"	23 9/16" x 33 11/16" – 36 1/4" x 22 7/16"
Electrical requirements	110/120 V, 60 Hz, 15 Amps	110/120 V, 60 Hz, 15 Amps	110/120 V, 60 Hz, 15 Amps
Power Cord (convertible to hard wire)	NEMA 5 – 15 plug	NEMA 5 – 15 plug	NEMA 5 – 15 plug
Water connection requirement	Water pressure 4.5 – 145 psi; shut off valve with 3/8" NPT	Water pressure 4.5 – 145 psi; shut off valve with 3/8" NPT	Water pressure 4.5 – 145 psi; shut off valve with 3/8" NPT
Decibel rating	44 dBA	44 dBA	44 dBA
<b>UMRP&amp;MAP/Retail Pricing</b>			
Black	\$1,899/\$1,999	–	–
White	\$1,899/\$1,999	–	–
Clean Touch Steel™ TM	\$1,999/\$2,099	–	\$1,999/\$2,099
Custom panel ready	–	\$1,899/\$1,999	–
<b>Item number</b>			
Black	21674534USA	–	–
White	21674536USA	–	–
Clean Touch Steel™ TM	21674537USA	–	21678563USA
Custom panel ready	–	21678562USA	–

# Lumen Dishwashers

## Product Overview



Model number	G 6835 SCI CLST	G 6880 SCVi K2o	G 6875 SCVi
Series	Lumen	Lumen	Lumen
<b>Design Overview</b>			
Width	24"	24"	24"
Pre-finished (Black or White)	–	–	–
Pre-finished (Clean Touch Steel™ Panel)	–	–	–
Integrated - (Clean Touch Steel™ Fascia Only)	●	–	–
Fully integrated - (Custom Panel and Handle Ready)	–	● (no handle)	●
Fully integrated - (Clean Touch Steel™ Panel)	–	–	–
<b>Features</b>			
Door design	ComfortClose	ComfortClose	ComfortClose
Automatic load sensor	●	●	●
Water softener	●	●	●
BrilliantLight	●	●	●
Knock2open	–	●	–
Miele@Mobile	●	●	●
<b>Quality of results</b>			
AutoOpen™ drying/SensorDry	●/●	●/●	●/●
Perfect GlassCare	●	●	●
<b>Programs</b>			
Normal/Express/QuickIntenseWash	●/–/●	●/–/●	●/–/●
Pots & Pans	●	●	●
SaniWash	●	●	●
Rinse & Hold	●	●	●
China & Crystal	●	●	●
Economy/Extra Quiet	●/● (38 dBa)	●/● (38 dBa)	●/● (38 dBa)
Grates & Filters	●	●	●
Clean Machine	●	●	●
Energy Saver	●	●	●
Tall Items	–	–	–
Glass - No Rinse Aid (Warm)	–	–	–
SensorWash	●	●	●
<b>Options</b>			
Short	●	●	●
Delay Start	–	–	–
FlexiTimer	●	●	●
Extra Economical	●	●	●
Intensive	●	●	●
Extra Dry	●	●	●
Soak	–	–	–
Pre-Rinse	–	–	–
<b>Basket design</b>			
Cutlery loading	3D+ cutlery tray	3D+ cutlery tray	3D+ cutlery tray
Basket design	MaxiComfort	MaxiComfort	MaxiComfort
No. of standard place settings	16	16	16
<b>Safety</b>			
Double Waterproof system	●	●	●
ADA compliant	–	●	–
<b>Technical data</b>			
Unit dimensions in inches (W x H x D)	23 9/16" x 33 11/16" – 36 1/4" x 22 7/16"	23 9/16" x 32 1/16" – 34 1/4" x 22 7/16"	23 9/16" x 33 11/16" – 36 1/4" x 22 7/16"
Electrical requirements	110/120 V, 60 Hz, 15 Amps	110/120 V, 60 Hz, 15 Amps	110/120 V, 60 Hz, 15 Amps
Power Cord (convertible to hard wire)	NEMA 5 – 15 plug	NEMA 5 – 15 plug	NEMA 5 – 15 plug
Water connection requirement	Water pressure 4.5 – 145 psi; shut off valve with 3/8" NPT	Water pressure 4.5 – 145 psi; shut off valve with 3/8" NPT	Water pressure 4.5 – 145 psi; shut off valve with 3/8" NPT
Decibel rating	42 dBa	42 dBa	42 dBa
<b>UMRP&amp;MAP/Retail Pricing</b>			
Black	–	–	–
White	–	–	–
Clean Touch Steel™ TM	–	–	–
Custom panel ready	<b>\$2,099/\$2,199</b>	<b>\$2,299/\$2,399</b>	<b>\$2,199/\$2,299</b>
<b>Item number</b>			
Black	–	–	–
White	–	–	–
Clean Touch Steel™ TM	–	–	–
Custom panel ready	21683557USA	21688062USA	21687562USA

# Lumen Dishwashers

## Product Overview



Model number	G 6875 SCVi SF	G 6885 SCVi K2o
Series	Lumen	Lumen
<b>Design Overview</b>		
Width	24"	24"
Pre-finished (Black or White)	—	—
Pre-finished (Clean Touch Steel™ Panel)	—	—
Integrated - (Clean Touch Steel™ Fascia Only)	—	—
Fully integrated - (Custom Panel and Handle Ready)	—	● (no handle)
Fully integrated - (Clean Touch Steel™ Panel)	●	—
<b>Features</b>		
Door design	ComfortClose	ComfortClose
Automatic load sensor	●	●
Water softener	●	●
BrilliantLight	●	●
Knock2open	—	●
Miele@Mobile	●	●
<b>Quality of results</b>		
AutoOpen™ drying/SensorDry	●/●	●/●
Perfect GlassCare	●	●
<b>Programs</b>		
Normal/Express/QuickIntenseWash	●/-/●	●/-/●
Pots & Pans	●	●
SaniWash	●	●
Rinse & Hold	●	●
China & Crystal	●	●
Economy/Extra Quiet	●/● (38 dBa)	●/● (38 dBa)
Grates & Filters	●	●
Clean Machine	●	●
Energy Saver	●	●
Tall Items	—	—
Glass - No Rinse Aid (Warm)	—	—
SensorWash	●	●
<b>Options</b>		
Short	●	●
Delay Start	—	—
FlexiTimer	●	●
Extra Economical	●	●
Intensive	●	●
Extra Dry	●	●
Soak	—	—
Pre-Rinse	—	—
<b>Basket design</b>		
Cutlery loading	3D+ cutlery tray	3D+ cutlery tray
Basket design	MaxiComfort	MaxiComfort
No. of standard place settings	16	16
<b>Safety</b>		
Double Waterproof system	●	●
ADA compliant	—	—
<b>Technical data</b>		
Unit dimensions in inches (W x H x D)	23 9/16" x 33 11/16" – 36 1/4" x 22 7/16"	23 9/16" x 33 11/16" – 36 1/4" x 22 7/16"
Electrical requirements	110/120 V, 60 Hz, 15 Amps	110/120 V, 60 Hz, 15 Amps
Power Cord (convertible to hard wire)	NEMA 5 – 15 plug	NEMA 5 – 15 plug
Water connection requirement	Water pressure 4.5 – 145 psi; shut off valve with 3/8" NPT	Water pressure 4.5 – 145 psi; shut off valve with 3/8" NPT
Decibal rating	42 dBa	42 dBa
<b>UMRP&amp;MAP/Retail Pricing</b>		
Black	—	—
White	—	—
Clean Touch Steel™	<b>\$2,299/\$2,399</b>	—
Custom panel ready	—	<b>\$2,299/\$2,399</b>
<b>Item number</b>		
Black	—	—
White	—	—
Clean Touch Steel™	21687563USA	—
Custom panel ready	—	21688562USA



# Diamond Dishwashers

## Product Overview



Model number	G 6935 SCi CLST	G 6987 SCVi K2o
Series	Diamond	Diamond
Design Overview		
Width	24"	24"
Pre-finished (Black or White)	–	–
Pre-finished (Clean Touch Steel™ Panel)	–	–
Integrated - (Clean Touch Steel™ Fascia Only)	●	–
Fully integrated - (Custom Panel and Handle Ready)	–	● (no handle)
Fully integrated - (Clean Touch Steel™ Panel)	–	–
Features		
Door design	ComfortClose	ComfortClose
Automatic load sensor	●	●
Water softener	●	●
BrilliantLight	●	●
Knock2open	–	●
Miele@Mobile	●	●
Quality of results		
AutoOpen™ drying/SensorDry	●/●	●/●
Perfect GlassCare	●	●
Programs		
Normal/Express/QuickIntenseWash	●/–/●	●/–/●
Pots & Pans	●	●
SaniWash	●	●
Rinse & Hold	●	●
China & Crystal	●	●
Economy/Extra Quiet	●/● (38 dBa)	●/● (38 dBa)
Grates & Filters	●	●
Clean Machine	●	●
Energy Saver	●	●
Tall Items	●	●
Glass - No Rinse Aid (Warm)	●	●
SensorWash	●	●
Options		
Short	●	●
Delay Start	–	–
FlexiTimer	●	●
Extra Economical	●	●
Intensive	●	●
Extra Dry	●	●
Soak	●	●
Pre-Rinse	●	●
Basket design		
Cutlery loading	3D+ cutlery tray	3D+ cutlery tray
Basket design	MaxiComfort	MaxiComfort
No. of standard place settings	16	16
Safety		
Double Waterproof system	●	●
ADA compliant	–	–
Technical data		
Unit dimensions in inches (W x H x D)	23 9/16" x 33 11/16" – 36 1/4" x 22 7/16"	23 9/16" x 33 11/16" – 36 1/4" x 22 7/16"
Electrical requirements	110/120 V, 60 Hz, 15 Amps	110/120 V, 60 Hz, 15 Amps
Power Cord (convertible to hard wire)	NEMA 5 – 15 plug	NEMA 5 – 15 plug
Water connection requirement	Water pressure 4.5 – 145 psi; shut off valve with 3/8" NPT	Water pressure 4.5 – 145 psi; shut off valve with 3/8" NPT
Decibal rating	42 dBa	42 dBa
UMRP&MAP/Retail Pricing		
Black	–	–
White	–	–
Clean Touch Steel™ TM	–	–
Custom panel ready	<b>\$2,899/\$2,999</b>	<b>\$3,099/\$3,199</b>
Item number		
Black	–	–
White	–	–
Clean Touch Steel™ TM	–	–
Custom panel ready	21693557USA	21698762USA

# ProfiLine/ProfessionalSeries

## Product Overview



Model	PG 8130 i	PG 8130 i	PG 8133 SCVi
Series	ProfiLine	ProfiLine	ProfiLine
<b>Design</b>			
Baskets	MaxiComfort	MaxiComfort	MaxiComfort
Cutlery	Cutlery basket	Cutlery basket	3D+ Cutlery tray
Pre-finished (Black or White)	–	–	–
Pre-finished (Clean Touch Steel™)	–	–	–
Integrated – I (Clean Touch Steel™)	●	●	–
Fully Integrated – Vi (Custom Panel)	–	–	●
Fully Integrated – SC SF (Clean Touch Steel™)	–	–	–
ADA Compliant	●	●	–
NSF/ANSI 3 certified	–	–	–
Complimentary 5 year warranty	–	–	●
Riedel Recommends	●	●	●
<b>Features</b>			
AutoClose/ComfortClose	–/●	–/●	●/●
BrilliantLight	–	–	●
Delay start	●	●	●
AutoOpen drying	●	●	●
SensorDry/CleanAir™ drying	●/●	●/●	●/●
Flash Drying	●	●	●
Condenser Drying	●	●	●
Water softener	●	●	●
Perfect GlassCare	●	●	●
Double WaterProof System	●	●	●
<b>Programs</b>			
Normal	–	–	–
Normal Plus	–	–	–
Pots & Pans	●	●	●
China & Crystal	●	●	●
Rapid – 6 minutes	–	–	–
Short – 16 minutes	–	–	–
ProSpeed – 24 min cycle	–	●	–
ProSpeed – 58 min cycle	●	–	●
Universal	●	●	●
Sanitize	●	●	●
Glasses (Beer glass) - No Rinse Aid	–	–	–
Plastics	●	●	●
Utensils	–	–	–
Economy	●	●	●
Intensive	–	–	–
<b>Technical data</b>			
Decibal ratings	38	38	38
Electrical Requirements	1.5 kW/120 V/15 A	3.5 – 4.2 kW/208 – 240 V/30 A	1.5 kW/120 V/15 A
Electrical Connection	NEMA 5 – 15 P	NEMA 14 – 30 P	NEMA 5 – 15 P
<b>Item Number</b>	61813052USA	61813051USA	61813365USA
<b>UMRP&amp;MAP/Retail Pricing</b>	<b>\$2,999/\$3,099</b>	<b>\$2,999/\$3,099</b>	<b>\$3,999/\$4,099</b>

# ProfiLine/ProfessionalSeries

## Product Overview



Model	PG 8133 SCVi	PG 8056 – 208 V	PG 8056 – 240 V
Series	ProfiLine	Professional	Professional
<b>Design</b>			
Baskets	MaxiComfort	U890 with 2 x E 816 and 2 x E 165, O 891 with 1 x E 810	U890 with 2 x E 816 and 2 x E 165, O 891 with 1 x E 810
Cutlery	3D+ Cutlery tray	–	–
Pre-finished (Black or White)	–	–	–
Pre-finished (Clean Touch Steel™)	–	●	●
Integrated – I (Clean Touch Steel™)	–	–	–
Fully Integrated – Vi (Custom Panel)	●	–	–
Fully Integrated – SC SF (Clean Touch Steel™)	–	–	–
ADA Compliant	–	●	●
NSF/ANSI 3 certified	–	–	–
Complimentary 5 year warranty	●	–	–
Riedel Recommends	●	●	●
<b>Features</b>			
AutoClose/ComfortClose	●/●	–/–	–/–
BrilliantLight	●	–	–
Delay start	●	●	●
AutoOpen drying	●	–	–
SensorDry/CleanAir™ drying	●/●	–	–
Flash Drying	●	●	●
Condenser Drying	●	–	–
Water softener	●	●	●
Perfect GlassCare	●	●	●
Double WaterProof System	●	●	●
<b>Programs</b>			
Normal	–	●	●
Normal Plus	–	●	●
Pots & Pans	●	–	–
China & Crystal	●	●	●
Rapid – 6 minutes	–	●	●
Short – 16 minutes	–	–	–
ProSpeed – 25 min cycle	●	–	–
ProSpeed – 45 min cycle	–	–	–
Universal	●	–	–
Sanitize	●	●	●
Glasses – No Rinse Aid	–	●	●
Plastics	●	●	●
Utensils	–	●	●
Economy	●	●	●
Intensive	–	●	●
<b>Technical data</b>			
Decibal ratings	38	47	47
Electrical Requirements	3.5 – 4.2 kW/208 – 240 V/30 A	5.8 kW/208 V/30 A	5.8 kW/240 V/30 A
Electrical Connection	NEMA 14 – 30 P	NEMA L6 – 30	NEMA L6 – 30
<b>Item Number</b>	61813366USA	61805650USA	61805655USA
<b>UMRP&amp;MAP/Retail Pricing</b>	<b>\$3,999/\$4,099</b>	<b>\$5,399/\$5,499</b>	<b>\$5,399/\$5,499</b>

# ProfiLine/ProfessionalSeries

## Product Overview



Model	PG 8061 – 3 phase 208 V	PG 8061 – 3 phase 240 V
Series	Professional	Professional
<b>Design</b>	<b>Industrial Use Only</b>	<b>Industrial Use Only</b>
Baskets	U890 with 2 x E 816 and 2 x E 165, O 891 with 1 x E 810	U890 with 2 x E 816 and 2 x E 165, O 891 with 1 x E 810
Cutlery	–	–
Pre-finished (Black or White)	–	–
Pre-finished (Clean Touch Steel™)	●	●
Integrated – I (Clean Touch Steel™)	–	–
Fully Integrated – Vi (Custom Panel)	–	–
Fully Integrated – SC SF (Clean Touch Steel™)	–	–
ADA Compliant	●	●
NSF/ANSI 3 certified	●	●
Complimentary 5 year warranty	–	–
Riedel Recommends	●	●
<b>Features</b>		
AutoClose/ComfortClose	●/●	●/●
BrilliantLight	–	–
Delay start	●	●
AutoOpen drying	●	●
SensorDry/CleanAir™ drying	–	–
Flash Drying	●	●
Condenser Drying	●	●
Water softener	●	●
Perfect GlassCare	●	●
Double WaterProof System	●	●
<b>Programs</b>		
Normal	–	–
Normal Plus	–	–
Pots & Pans	–	–
China & Crystal	–	–
Rapid – 6 minutes	–	–
Short – 16 minutes	●	●
ProSpeed – 25 min cycle	–	–
ProSpeed – 45 min cycle	–	–
Universal	●	●
Sanitize	–	–
Glasses – No Rinse Aid	–	–
Plastics	–	–
Utensils	–	–
Economy	–	–
Intensive	●	●
<b>Technical data</b>		
Decibal ratings	45	45
Electrical Requirements	5.8 kw/3 AC 208 V/20 A	5.8 KW/ 3 AC 240 V/20 A
Electrical Connection	NEMA L15 – 20 (NEMA L6 – 30)	NEMA L15 – 20 (NEMA L6 – 30)
<b>Item Number</b>	61806120USA	61806125USA
<b>UMRP&amp;MAP/Retail Pricing</b>	<b>\$5,899/\$5,999</b>	<b>\$5,899/\$5,999</b>







# Dishwasher Accessories

## Product Overview



### Full size cutlery basket

Item Number: 09614020  
UMRP/MAP Price: \$39.99  
Retail Pricing: \$39.99

- For Miele Generation 5000/6000 dishwashers
- Cutlery basket can be positioned conveniently in the lower basket



### Mini cutlery basket GBU

Item Number: 05563020  
UMRP/MAP Price: \$19.18  
Retail Pricing: \$19.18

- For Slimline Dishwashers
- Guaranteed best dishwashing results

### Filler Strips (pair) GPL 77-1 SS

Item Number: 21995174D  
UMRP/MAP: \$57.00  
Retail Pricing: \$57.00

# Dishwasher Accessories

## Product Overview

Clean Touch Steel™ front panel for integrated dishwashers



### Front panels for integrated dishwashers

Item Number: 21995332D  
Description: GFV 60/60-1 6" toekick  
UMRP/MAP Price: \$169  
Retail Pricing: \$169

Item Number: 21995335D (Full Size)  
Description: GFV 60/65-1 4" toekick  
UMRP/MAP Price: \$169  
Retail Pricing: \$169

Item Number: 21995368D (Slimline)  
Description: GFV 45/65-1 4" toekick  
UMRP/MAP Price: \$169  
Retail Pricing: \$169

Clean Touch Steel™ front panel for fully integrated dishwashers



### Front panels for fully integrated dishwashers - 4" Toekick

Item Number: 21995370D (Slimline)  
Description: GFVi 459/77-1 Straight  
UMRP/MAP Price: \$295 Retail Pricing: \$295

Item Number: 21995459D (Slimline)  
Description: GFVi 4510/77 Square  
UMRP/MAP Price: \$295 Retail Pricing: \$295

Item Number: 21995460D (Slimline)  
Description: GFVi 4511/77-1 Signature  
UMRP/MAP Price: \$295 Retail Pricing: \$295

Item Number: 21996078D (Full Size)  
Description: GFVi 614/77-1 PureLine CLST  
UMRP/MAP Price: \$275 Retail Pricing: \$275

Item Number: 21995376D (Full Size)  
Description: GFVi 608/77-2 Classic  
UMRP/MAP Price: \$295 Retail Pricing: \$295

Item Number: 21995377D (Full Size)  
Description: GFVi 608/77-2 Classic  
UMRP/MAP Price: \$295 Retail Pricing: \$295

Item Number: 21995341D (Full Size)  
Description: GFVi 609/77-1 Square  
UMRP/MAP Price: \$295 Retail Pricing: \$295

Item Number: 21995457D (Full Size)  
Description: GFVi 6010/77-1 Straight  
UMRP/MAP Price: \$295 Retail Pricing: \$295

Item Number: 21996079D (Full Size)  
Description: GFVi615/77-1 ContourLine CLST  
UMRP/MAP Price: \$275 Retail Pricing: \$275

Item Number: 21996290D (Full Size)  
Description: GFVi 616/77-1 Range Panel  
UMRP/MAP Price: \$299 Retail Pricing: \$299

# Dishwasher Accessories

## Product Overview

Clean Touch Steel™ front panel for fully integrated dishwashers



Clean Touch Steel™ front panel for fully integrated dishwashers



### Front panels for fully integrated dishwashers -6" Toekick

Item Number: 21995374D (Full Size)  
Description: GFVi 605/72-1 Profi  
UMRP/MAP Price: \$295  
Retail Pricing: \$295

Item Number: 21995381D (Full Size)  
Description: GFVi 608/72-2 Classic  
UMRP/MAP Price: \$295  
Retail Pricing: \$295

Item Number: 21995340D (Full Size)  
Description: GFVi 609/72-1 Square  
UMRP/MAP Price: \$295  
Retail Pricing: \$295

Item Number: 21995456D (Full Size)  
Description: GFVi 6010/72-1 Straight  
UMRP/MAP Price: \$295  
Retail Pricing: \$295

Item Number: 21995458D (Full Size)  
Description: GFVi 6011/72-1 Signature  
UMRP/MAP Price: \$295  
Retail Pricing: \$295

Item Number: 21996080D (Full Size)  
Description: GFVi 615/72-1 ContourLine  
UMRP/MAP Price: \$275  
Retail Pricing: \$275

### Front panels for fully integrated dishwashers

Item Number: 21995371D (Slimline)  
Description: GFVi 453/77-1 4" toekick  
UMRP/MAP Price: \$295  
Retail Pricing: \$295

Item Number: 21995337D (Full Size)  
Description: GFVi 603/77-1 4" toekick  
UMRP/MAP Price: \$295  
Retail Pricing: \$295

Item Number: 21995345D (Slimline)  
Description: GFVi 453/72-1 6" toekick  
UMRP/MAP Price: \$295  
Retail Pricing: \$295





# Which Convenience Features Would you Like?

## Overview of the Product Highlights\* of Miele Washing Machines

### **TwinDos<sup>1)</sup>**

The best liquid detergent system at the touch of a button.

Automatic dispensing with TwinDos is not only practical, but also guarantees perfect cleanliness: with UltraPhase 1 and 2 your appliance offers the best liquid detergent dispensing system. TwinDos dispenses UltraPhase 1 and 2 at the optimum time during the program and so achieves the very best wash results. TwinDos also dispenses with such precision that you can save up to 30 % on detergent when compared to manual dispensing.



### **IntenseWash**

IntenseWash offers highest level of cleaning performance - with the QuickIntenseWash program in less than one hour. Small loads, too, are washed economically. This is possible thanks to the Spin&Spray technology which works with a very low water level and saves heating energy.



### **QuickIntenseWash<sup>2)</sup>**

Excellent cleanliness in less than 1 hour – barely believable. With QuickIntenseWash, Miele realizes a high-level cleaning performance in a surprisingly short time.



### **SingleWash**

Efficient solution for individual garments: A favorite blouse washed faster, more economically and gently than ever before.



### **CapDosing<sup>3)</sup>**

Dispense special detergent, fabric conditioner and additives simply by using portioned capsules.



### **Honeycomb drum**

Gentle care: the honeycomb drum has a special sculptured surface finish which allows the fabrics to glide on a thin film of water.

\* Depends on model

<sup>1)</sup> Patent: EP 2 784 205

<sup>2)</sup> Tested and confirmed by wfk research institute in Germany

<sup>3)</sup> Patent: EP 2 365 120

# Washing Machines

## Product Overview



Model/Sales designation	WWB 020 WCS	WWF060 WCS WiFiConn@ct	WWH660 WCS TDos&WiFiConn@ct
load in lbs/capacity in cu ft	17.6 lb/2.26 cu ft	17.6 lb/2.26 cu ft	17.6 lb/2.26 cu ft
Max. spin speed in RPM	1,600	1,600	1,600
<b>Construction type</b>			
can be slotted-under/stacked	●/●	●/●	●/●
door hinge	left	left	left
<b>Design</b>			
Rotary selector color	Lotus White	Lotus white cap/chrome ring	Lotus white cap/chrome ring
Fascia panel angle	5° incline	5°incline	5°incline
Door design	Silver with white ring	Silver with white ring	Chrome with white ring
Control panel	DirectSensor yellow, 7 segment	ComfortSensor white, 1 line	ComfortSensor white, 1 line
<b>Cleaning performance</b>			
TwinDos	–	–	●
IntenseWash	–	–	–
CapDosing	●	●	●
<b>Gentle laundry care</b>			
Honeycomb drum	●	●	●
<b>User convenience</b>			
SoftSteam	–	●	●
Delay start up to 24 h/Countdown indicator	●/●	●/●	●/●
Drum lighting	–	LED	LED
Multilingual/AutoClean detergent drawer	–/–	●/●	●/●
<b>Efficiency and sustainability</b>			
Energy Star	●	●	●
Annual water consumption in l/Annual energy consumption in kWh*	2294/116	2294/116	2294/116
Hot water connection	●	●	●
EcoFeedback function/ProfiEco Motor	–/●	●/●	●/●
Automatic load recognition/Flow meter/Foam control	●/●/●	●/●/●	●/●/●
<b>Main wash programs</b>			
Normal/Wrinkle-free/Delicates	●/●/●	●/●/●	●/●/●
QuickIntenseWash/Express	–/●	–/●	–/●
Dress Shirts/Silks/Handwash	●/–/●	●/●/●	●/●/●
Darks,Denims/Extra White/Sanitize	●/●/●	●/●/●	●/●/●
Outdoor/Proofing	●/●	●/●	●/●
Baby clothes/Downs/Towels/Pillows	–/–/–/–	–/–/–/–	●/●/●/●
<b>Main wash options</b>			
SingleWash	–	–	–
Soak/Pre-Wash	●/–	●/●	●/●
<b>Appliance networking</b>			
Miele@home/WiFiConn@ct	–/–	●/●	●/●
MobileControl	–	●	●
<b>Quality</b>			
Suds container	Stainless Steel	stainless steel	stainless steel
Enamelled front/Counterweights made of cast iron	●/●	●/●	●/●
<b>Safety</b>			
Watercontrol-System	●	●	●
Safety lock/PIN code	●/●	●/●	●/●
<b>Technical data</b>			
Appliance dimensions in mm (W x H x D)	596 x 850 x 643	596 x 850 x 643	596 x 850 x 643
Appliance dimensions in inch (W x H x D)	23 1/4" x 33 1/2" x 23 5/8"	23 1/4" x 33 1/2" x 23 5/8"	23 1/2" x 33 1/2" x 23 5/8"
<b>Included accessories</b>			
3 Caps/UltraPhase 1+2	–/–	●/–	●/●
<b>Optional accessories</b>			
Stacking kit	WTV502/512, WTS510	WTV502/512, WTS510	WTV502/512, WTS510
<b>Item Number</b>			
White	11WB0201USA	11WF0605USA	11WH6605USA
<b>UMRP&amp;MAP/Retail pricing</b>	<b>\$1,199/\$1,399</b>	<b>\$1,499/\$1,699</b>	<b>\$1,799/\$1,999</b>

# Washing Machines

## Product Overview



<b>Model/Sales designation</b>	<b>WWH860 WCS TDos&amp;IntenseWash WiFi</b>
load in lbs/capacity in cu ft	17.6 lb/2.26 cu ft
Max. spin speed in RPM	1,600
<b>Construction type</b>	
can be slotted-under/stacked	●/●
door hinge	left
<b>Design</b>	
Rotary selector color	Lotus white cap/chrome ring
Fascia panel angle	5°incline
Door design	Chrome with white ring
Control panel	ComfortSensor white, 1 line
<b>Cleaning performance</b>	
TwinDos	●
IntenseWash	●
CapDosing	●
<b>Gentle laundry care</b>	
Honeycomb drum	●
<b>User convenience</b>	
SoftSteam	●
Delay start up to 24 h/Countdown indicator	●/●
Drum lighting	LED
Multilingual/AutoClean detergent drawer	●/●
<b>Efficiency and sustainability</b>	
Energy Star	●
Annual water consumption in l/Annual energy consumption in kWh*	2294/116
Hot water connection	●
EcoFeedback function/ProfiEco Motor	●/●
Automatic load recognition/Flow meter/Foam control	●/●/●
<b>Main wash programs</b>	
Normal/Wrinkle-free/Delicates	●/●/●
QuickIntenseWash/Express	●/●
Dress Shirts/Silks/Handwash	●/●/●
Darks, Denims/Extra White/Sanitize	●/●/●
Outdoor/Proofing	●/●
Baby clothes/Downs/Towels/Pillows	●/●/●/●
<b>Main wash options</b>	
SingleWash	●
Soak/Pre-Wash	●/●
<b>Appliance networking</b>	
Miele@home/WiFiConn@ct	●/●
MobileControl	●
<b>Quality</b>	
Suds container	stainless steel
Enamelled front/Counterweights made of cast iron	●/●
<b>Safety</b>	
Watercontrol-System	●
Safety lock/PIN code	●/●
<b>Technical data</b>	
Appliance dimensions in mm (W x H x D)	596 x 850 x 643
Appliance dimensions in inch (W x H x D)	23 1/2" x 33 1/2" x 23 5/8"
<b>Included accessories</b>	
3 Caps/UltraPhase 1+2	●/●
<b>Optional accessories</b>	
Stacking kit	WTV502/512, WTS510
<b>Item Number</b>	
White	11WH8605USA
<b>UMRP&amp;MAP/Retail pricing</b>	<b>\$1,999/\$2,199</b>

# Washing Machine PW 6068

## Product Overview



<sup>1)</sup> patented

<sup>2)</sup> HW = Hot water 158°F, data gathered in accordance with EN 60456

● = standard, ○ = optional

Model/Sales designation	PW 6068
<b>Washer-extractors</b>	
Frontloader, door opening [Ø inch]	11.8"
<b>Performance data</b>	
Load capacity [lbs]	15
Honeycomb drum™, Drum volume [gal]	15.5
Max. spin speed [max. rpm]	1,400
G factor	526
Residual moisture [%]	49
Drum lighting	●
<b>Controls/Programs</b>	
Delay start, max. 24 h	●
Thermal and chemo-thermal disinfection programs	●
Special programs for certain laundry types	●
<b>Water connections</b>	
1 x cold water, ½" with ¾" threaded union	●
1 x hot water, ½" with ¾" threaded union	●
Drain pump	●
<b>Electrical connection</b>	
2 AC 208 – 240 V 60 Hz	●
Heating [kW]	3.8 – 5.0
Total rated load [kW]	4.0 – 5.2
Fuse rating [A]	2-pole 30A
Plug	NEMA L6-30
<b>Dispenser systems</b>	
3-compartment front dispenser	●
<b>Connection options</b>	
Dispenser adapter for max. 6 liquid products	●
<b>Dimensions/Weight</b>	
External dimensions H/W/D [in]	33.5"/23.7"/28.6"
Weight [lbs]	234
Installation as washer-dryer stack possible	●
<b>Item Number</b>	
Stainless Steel	51606803USA
Lotus White	51606801USA
<b>UMRP&amp;MAP/Retail Pricing</b>	
Stainless Steel	<b>\$4,125/\$4,299</b>
Lotus White	<b>\$3,745/\$3,899</b>







# Which Convenience Features Would you Like?

## Overview of the Product Highlights\* of Miele Tumble Dryers

### Heat-pump technology

Above all, heat-pump tumble dryers are known for high energy efficiency. Laundry dries particularly economically. The low temperatures of the heat-pump technology are very gentle on valuable fibers of your textiles. This allows you to conveniently dry even delicate items.



### FragranceDos<sup>1)</sup>

Freshness for all the senses: with Miele you not only have particularly soft, but also beautifully fragrant laundry.



### Energy Star Most Efficient

T1 tumble dryers have been designated as the Most Efficient ENERGY STAR certified products in 2018.



### SteamFinish

A quick alternative to ironing: steam and heat smooth your textiles before they leave the tumble dryer.



### Perfect Dry

Always perfectly dried: Perfect Dry takes the mineral content of your water into account and modifies the drying process accordingly.



### Honeycomb drum<sup>2)</sup>

Fewer creases, easier ironing: the honeycomb structure allows laundry to be dried gently and evenly.

\* Depends on model

<sup>1)</sup> Patent pending: EP 2 431 516

<sup>2)</sup> Patent: EP 1 293 594

# Heat-Pump Dryer

## Product Overview



Model/Sales designation	TWB 120 WP	TWF160 WP Eco&WiFiConn@ct	TWI180 WP Eco&Steam WiFiConn@ct
load in lbs/capacity in cu ft	17.6 lbs/4.026 cu ft	17.6 lbs/4.026 cu ft	17.6 lbs/4.026 cu ft
<b>Construction type</b>			
Heat-pump dryer	●	●	●
can be slotted-under/stacked	●/●	●/●	●/●
door hinge/convertible	right/●	right/●	right/●
<b>Design</b>			
Rotary selector color	Lotus White	Lotus white cap/chrome ring	Lotus white cap/chrome ring
Fascia panel angle	5° incline	5°incline	5°incline
Door design	White	White	Chrome with white ring
Control panel	DirectSensor yellow, 7 segment	ComfortSensor white, 1 line	ComfortSensor white, 1 line
<b>Drying results</b>			
PerfectDry/FragranceDos	●/●	●/●	●/●
SteamFinish	—	—	●
Intelligent drum reversal	●	●	●
<b>Gentle laundry care</b>			
Honeycomb drum	●	●	●
<b>User convenience</b>			
Integrated condensed water drainage	●	●	●
Delay start up to 24 h/Countdown indicator	●/●	●/●	●/●
Drum lighting/MultiLingua	LED/—	LED/●	LED/●
<b>Efficiency and sustainability</b>			
Energy Star	●	●	●
Annual energy consumption in kWh	130 kWh	130 kWh	130 kWh
EcoFeedback function/ProfiEco Motor	—/●	●/●	●/●
Maintenance-free heat exchanger	●	●	●
<b>Main drying programs</b>			
Normal/Wrinkle-free/Delicates	●/●/●	●/●/●	●/●/●
Dress Shirts/Woolens,Silks	●/●	●/●	●/●
SoftSteam	—	—	●
Express	●	●	●
Outdoor/Proofing/Pillows	●/●/—	●/●/—	●/●/●
<b>Main drying options</b>			
Freshen-up	—	●	●
Anti-Crease/Gentle/Buzzer	●/●/●	●/●/●	●/●/●
<b>Appliance networking</b>			
Miele@home/WiFiConn@ct	—/—	●/●	●/●
MobileControl	—	●	●
<b>Quality</b>			
Soft ribs/Enamelled front	●/●	●/●	●/●
<b>Safety</b>			
PIN code	●	●	●
"Empty out container" indicator/"Clean filter" indicator	●/●	●/●	●/●
<b>Electricity</b>			
120 V	●	●	●
Plug rating (in amps) 15	●	●	●
<b>Technical data</b>			
Appliance dimensions in mm (W x H x D)	596 x 850 x 643	596 x 850 x 643	596 x 850 x 643
Appliance dimensions in inch (W x H x D)	23 1/2" x 33 1/2" x 25 5/16"	23 1/2" x 33 1/2" x 25 5/16"	23 1/2" x 33 1/2" x 25 5/16"
<b>Included accessories</b>			
Fragrance capsules	—	●	●
<b>Optional accessories</b>			
Stacking kit	WTV502/512, WTS510	WTV502/512, WTS510	WTV502/512, WTS510
<b>Item Number</b>			
White	12WB1202USA	12WF1602USA	12WI1802USA
UMRP&MAP/Retail pricing	<b>\$1,199/\$1,399</b>	<b>\$1,499/\$1,699</b>	<b>\$1,899/\$2,199</b>

# Tumble Dryer PT 7135C

## Product Overview



<sup>1)</sup> patented  
● = standard, ○ = optional, – = not available

Model/Sales designation	PT 7135 C Vario
Tumble dryers	
Load capacity [lbs]	15
Honeycomb drum™, Drum volume [gal]	34
Drying system	Condensor
Vent connection	Ventless
Large door opening (15.4")	●
Glass door	–
Large-surface filter	●
Drum lighting	●
Controls, Programs	
Delay start, max. 24 h	●
Electrical connection	
2 AC 230 V 60 Hz	●
Heating [kW]	3.45
Total rated load [kW]	3.68
Fuse rating [A]	2-pole 16A
Plug	NEMA L6-20
Dimensions/Weight	
External dimensions H/W/D [in]	33.5" x 23.7" x 28.0"
Weight [lbs]	133
Installation as washer-dryer stack possible	●
Item Number	
Stainless Steel	52713524D
Lotus White	52713523D
UMRP&MAP/Retail Pricing	
Stainless Steel	\$3,199/\$3,499
Lotus White	\$2,899/\$3,149

# Which Convenience Features Would you Like?

## Overview of Miele FashionMaster Steam Ironing System Product Highlights\*

### Honeycomb soleplate<sup>1)</sup>

The patented honeycomb drum already ensures uniquely gentle treatment of laundry in Miele washing machines and tumble dryers. The same principle is also applied to the FashionMaster, making a noticeable difference compared to other systems. The unique honeycomb soleplate achieves best ironing results combined with perfect laundry care. Unlike conventional hand irons, the steam is distributed quickly and evenly along the channels between the hexagons across the entire soleplate. This creates a film of steam which allows the hand iron to glide effortlessly, but at the same time effectively, over your laundry.



### Active ironing board

Best ironing results: suction and inflation functions ensure excellent steam application and hold the textiles in place.

### Steam

More than just a puff of hot air: 4 bar steam pressure and a consistent steam output of 100 g/minute ensure professional ironing results.

### 1-2 Lift system

Two easy steps to set up, requiring little or no effort at all! Ready for use in next to no time thanks to the patented<sup>2)</sup> 1-2-Lift-System.

### Continuously variable height adjustment

Simply ergonomic: a built-in gas pressure stay brings the ironing table to the perfect working height. (83 to 102 cm).

### Steamer

Easy to handle: garments on hangers such as dresses and jackets as well as curtains are gently smoothed and brought back into shape.

\* Depends on model

<sup>1)</sup> Patent: EP 2 233 632

<sup>2)</sup> Patent: EP 2 169 108



# B 3000

## Product Overview



Design	B 3312	B 3847
Appliance color	Lotus white	Lotus white
Iron color	Black/Grey	Black/Lotus white
Ironing board color	Grey	Black
Display	Single line	Single line
Perfect ironing results		
Chrome-plated aluminium honeycomb soleplate	●	●
Steam pressure in bar	3,5	4,0
Vertical steam	●	●
Steam pulse/Continuous steam	●/●	●/●
Steamer	–	●
Active ironing table (inflation and suction function)	●	●
2-stage fan/Non-stick soleplate	–/●	●/●
Time-saving ironing		
Water container volume in gallons	0.33	0.33
Removable water container	●	●
Ironing multi-layered items	●	●
User convenience		
All-in-one/1-2 Lift system	●/●	●/●
Infinitely variable height adjustment with gas pressure stay, in inches	33 – 40	33 – 40
Selection of water hardness/Automatic fan switch-on/switch-off	●/●	●/●
Fan memory function/Prompted descaling/Automatic rinsing	●/●/●	●/●/●
Storage compartment for iron/Storage compartment for power cord	●/●	●/●
Safety		
CoolDown function/AutoOff function	●/●	●/●
Technical data		
Entire machine		
Weight in lbs/Gross weight (incl. packaging) in lbs	64/73	66/75
Dimensions (folded) in inches (W x H x D)	19 x 50 x 15	19 x 50 x 15
Dimensions (set up) in inches (W x H x D)	19 x 38 x 58	19 x 38 x 58
Dimensions (packaging) in inches (W x H x D)	54 x 18 x 20	54 x 18 x 20
Connection cable (length in inches)	98	98
Hand iron	●	●
Steamer		
Brush attachment	–	●
Rated loads		
Rated voltage (V)	120	120
Fuse rating (A)/Rated load (kW)/Nominal rating (W)	15/1,7/1700	15/1,7/1700
Accessories supplied		
Non-stick soleplate/Steamer/Basic ironing table cover	●/–/●	●/●/–
Premium ironing table cover (particularly heat resistant)	–	●
Steam hose holder/Mains connection cable holder	●/●	●/●
Test strips to test water hardness/Descaling tablets	●/●	●/●
Optional accessories		
Steamer/Premium ironing table cover/Basic ironing table cover	●/●/●	●/●/●
UMRP & MAP/Retail Pricing	\$1,999/\$2,199	\$2,499/\$2,699
Item number	13331221USA	13384721USA



# Which Convenience Features Would you Like?

## Overview of Miele Rotary Ironer Product Highlights\*

### Miele rotary ironers – the champions against creases and wrinkles

Do you think that rotary ironers are old fashioned and inconvenient? If this is the case, then you have never worked with a rotary ironer from Miele. The benefits will soon convince you otherwise. Ironing has never been so quick or convenient! Compared to conventional ironing methods, you can save considerable effort and reduce ironing time by up to 50 %. This allows you to gain time for the nicer things in life!



### Attractively versatile

Flexible to meet all requirements: any type and size of laundry can be smoothed quickly and easily.

### Steam function

Glides particularly smoothly: twin-tank technology for fast and even steam distribution and excellent ironing results.

### High contact pressure

More pressure, better removal of creases: you would have to constantly press down on the ironing table with a force of about 7 kg to create a comparable pressure with a hand iron.

### Temperature selection to suit textiles

Gentle treatment of fibres: simply select the temperature in accordance with the care label of the textile. This ensures that your textiles stay looking good for longer.

### Ironing in a seated position

Ergonomic and strain reducing: the strain on your back is reduced, and operation using foot switches leaves both hands free.

\* Depends on model

# Rotary ironer

## Product overview



<b>Model number</b>	<b>B 990</b>
<b>Design</b>	
Appliance color	Lotus white
<b>Perfect ironing results</b>	
Temperature selection to suit textiles	●
High contact pressure (N/cm <sup>2</sup> )	0.35
Laundry feed board for easy laundry feed	●
Convenient infeed board with ample storage space	●
Airing bar for crease-free cooling	●
<b>Time-saving ironing</b>	
Roller length in inches	32 <sup>3</sup> / <sub>4</sub> "
Variable roller speed	●
Moisture-absorbing roller padding	●
<b>User convenience</b>	
Effortless ironing while seated possible	●
Free, unsupported roller end	●
Clear controls	●
Wide foot control bar	●
Convenient folding mechanism	●
Easily maneuverable thanks to four castors	●
<b>Safety</b>	
Automatic finger guard	●
Emergency release	●
Good stability	●
<b>Technical data</b>	
Dimensions in inches (W x H x D)	39 <sup>3</sup> / <sub>8</sub> " x 37" x 16 <sup>3</sup> / <sub>8</sub> "
Dimensions when folded away in inches (W x H x D)	19 <sup>9</sup> / <sub>16</sub> " x 41 <sup>1</sup> / <sub>2</sub> " x 15"
Total connected load in kW	2.9
Fuse rating	13 A
Weight	83.8 lbs
Roller speed	2 – 4.5 m/min
<b>Item number</b>	
White	13099035USA
<b>UMRP&amp;MAP/Retail Pricing</b>	<b>\$2,049/\$2,249</b>

# Rotary ironer (commercial-grade)

## Product overview



Model	HM 16 - 80 D
Performance data	
Roller diameter	6"
Roller width	32.5"
at 20% residual moisture (according to DIN 11902) (yards/h)	14
Controls/Programs	
Clear, concise and simple controls	●
5-stage speed control (ft/min)	6.5 – 15
Individually adjustable roller speed (rpm)	4 – 9
Freely selectable temperatures for a wide variety of textiles	●
Features	
Convenient footswitch control	●
Temperature limiter	●
Return feed	●
Roller bearings on both sides	–
Padding: Polyester needle felt with ARAMID needle felt cloth	●
Aluminum trough	●
Finger guard	●
Manual heater plate release in event of power failure	●
Heater indicator lamp	●
Chrome-plated airing bar for crease-free laundry cooldown and airing	●
Rapid heat-up and uniform heat distribution thanks to aluminum trough	●
Ample space for ironed laundry	●
Electrical connection	
Mains connection	2 AC 208 – 240V, 50 – 60Hz
Heating (kW)	3.1 – 3.7
Total rated load (kW)	3.2 – 3.8
Fuse rating (A)	2 pole 20A
Plug	NEMA 6 – 20
Steam-heated	●
Boiler (kW)	0.85
Water tank volume (oz)	27
Steam availability at start-up (min)	4
Steam delivery time (min)	40
Type	
Space-saving installation against a wall possible	●
Fold-away design	●
Designed and tested for commercial use/longevity	●
Casing	white enamel
External dimensions H/W/D	38"/39"/15"
Weight (lbs.)	86
Item Number	
White	53168002USA
UMRP&MAP/Retail Pricing	\$3,059/\$3,449



# Accessories for Laundry-Care Appliances



## Washer and dryer stack

If there is not sufficient space available to install two appliances next to one another, most Miele washing machines and tumble dryers can be conveniently combined as a washer-dryer stack. In this arrangement, the washing machine is always installed under the tumble dryer.

Miele offers various stacking kits for a stable connection between the two appliances. Some, e.g. the WTV 512 model, feature a practical drawer. This drawer is ideal for storing accessories for example or for conveniently resting the laundry basket on whilst loading and unloading the tumble dryer.



## Pedestal with drawer

For ergonomic purposes, washing machines and tumble dryers can be installed on pedestals specifically designed for them – e.g. WTS 510. A pedestal height of 30 and 35 cm allows you to load and unload your textiles without having to stoop. For a secure installation the appliances are fixed onto the pedestal. The integrated drawer with Push/Pull opening mechanism offers additional storage space for detergents, fragrance pods, and more. Thanks to an anti-slip mat these items cannot slide around when opening or closing the drawer.

# Laundry Accessories

## Product Overview



**WTV502 W1/T1 Stacking Kit**

Item Number: 09256140  
UMRP/MAP Price: \$89  
Retail Pricing: \$89



**WTV512 W1/T1 Stacking Kit with Drawer**

Item Number: 09351790  
UMRP/MAP Price: \$249  
Retail Pricing: \$299



**WTS510 W1/T1 Laundry Stand**

Item Number: 12996075D  
UMRP/MAP Price: \$499  
Retail Pricing: \$549



**TRK 555 Dryer Basket**

Item Number: 9614800  
UMRP/MAP: \$79  
Retail Pricing: \$79



**Adaptor NEMA 15-30**

Item Number: 10983750  
UMRP/MAP: \$49  
Retail Pricing: \$59

# Miele Care Collection

## Product Overview - Cleaning and Cooking



**Oven Cleaner - 500ml spray bottle**

Item Number: 10162910  
UMRP/MAP: \$12.99  
Retail Pricing: \$12.99



**Ceramic and Stainless Steel Cleaner - 250ml bottle**

Item Number: 10173130  
UMRP/MAP: \$12.99  
Retail Pricing: \$12.99



**Stainless Steel Conditioner - 250 ml bottle**

Item Number: 10173130  
UMRP/MAP: \$12.99  
Retail Pricing: \$12.99



**Descaling tablets  
6 units**

Item Number: 10178330  
UMRP/MAP Price: \$19.99  
Retail Pricing: \$19.99



**Cleaning tablets  
10 tabs**

Item Number: 10270530  
UMRP/MAP Price: \$19.99  
Retail Pricing: \$19.99



**Cleaning agent for milk pipework  
100 packets**

Item Number: 10182210  
UMRP/MAP Price: \$39.99  
Retail Pricing: \$39.99



**Silicon grease for percolator unit**

Item Number: 05132001  
UMRP/MAP Price: \$11.99  
Retail Pricing: \$11.99



**DGClean**

Item Number: 10172760  
UMRP/MAP Price: \$14.99  
Retail Pricing: \$14.99

# Miele Care Collection

## Product Overview - Dishwasher



### CC2 Dishwasher Tablets - 60 Tabs

Item Number: 10245660  
UMRP/MAP Price: \$29.99  
Retail Pricing: \$29.99

### CC2 Dishwasher Salt

Item Number: 10248600  
UMRP/MAP Price: \$12.99  
Retail Pricing: \$12.99

### CC2 Rinse Aid

Item Number: 10198910  
UMRP/MAP Price: \$10.99  
Retail Pricing: \$10.99



### Dishwasher Conditioner

Item Number: 09959340  
UMRP/MAP Price: \$12.99  
Retail Pricing: \$12.99

### CC2 Dishwasher Freshener

Item Number: 10118510  
UMRP/MAP Price: \$9.99  
Retail Pricing: \$9.99

# Miele Care Collection

## Product Overview - Laundry



### UltraWhite Powder - 5.5 lbs, 48 loads

Item Number: 10459720  
UMRP/MAP Price: \$29.99  
Retail Pricing: \$29.99



### UltraColor Powder - 4 lbs, 48 loads

Item Number: 10459790  
UMRP/MAP Price: \$29.99  
Retail Pricing: \$29.99



### UltraColor Liquid - 2 L, 33 loads

Item Number: 10223700  
UMRP/MAP Price: \$19.99  
Retail Pricing: \$19.99



### Sensitive Skin Powder - 5.5 lbs, 48 loads

Item Number: 10459870  
UMRP/MAP Price: \$29.99  
Retail Pricing: \$29.99



### WoolCare - 1.5 L, 37 loads

Item Number: 10249520  
UMRP/MAP Price: \$24.99  
Retail Pricing: \$24.99



### Fabric Softener - 1.5 L, 50 loads

Item Number: 10240880  
UMRP/MAP Price: \$14.99  
Retail Pricing: \$14.99



# Miele Care Collection

## Product Overview - Laundry



**Down Detergent - 250 ml, 13 loads**

Item Number: 10225720  
UMRP/MAP Price: \$19.99  
Retail Pricing: \$19.99



**Sportswear Detergent - 250 ml, 13 loads**

Item Number: 10225930  
UMRP/MAP Price: \$19.99  
Retail Pricing: \$19.99



**Outdoor Detergent - 250 ml, 13 loads**

Item Number: 10226470  
UMRP/MAP Price: \$19.99  
Retail Pricing: \$19.99



**Fabric Protector - 250 ml, 4 loads**

Item Number: 10240630  
UMRP/MAP Price: \$19.99  
Retail Pricing: \$19.99



**Descaler for Washing Machines and Dishwashers**

Item Number: 10130990  
UMRP/MAP Price: \$12.95  
Retail Pricing: \$12.95

# Miele Care Collection

## Product Overview – Laundry (W1)



### Ultraphase 1

Item Number: 10803670  
UMRP/MAP: \$19.99  
Retail Pricing: \$19.99



### Ultraphase 2

Item Number: 10803750  
UMRP/MAP: \$19.99  
Retail Pricing: \$19.99



### TwinDosCare

Item Number: 10563710  
UMRP/MAP: \$15.99  
Retail Pricing: \$15.99



### Woolcare Capsules

Item Number: 10755570  
UMRP/MAP: \$9.99  
Retail Pricing: \$9.99



### UltraDark Capsules

Item Number: 10755680  
UMRP/MAP: \$9.99  
Retail Pricing: \$9.99



### Aqua Capsules

Item Number: 10755290  
UMRP/MAP: \$8.99  
Retail Pricing: \$8.99



### Cocoon Capsules

Item Number: 10755520  
UMRP/MAP: \$8.99  
Retail Pricing: \$8.99



### Nature Capsules

Item Number: 10755460  
UMRP/MAP: \$8.99  
Retail Pricing: \$8.99



### Sport Capsules

Item Number: 10756450  
UMRP/MAP: \$9.99  
Retail Pricing: \$9.99



### Booster Capsules

Item Number: 10755980  
UMRP/MAP: \$14.99  
Retail Pricing: \$14.99



### DownCare Capsules

Item Number: 10756370  
UMRP/MAP: \$14.99  
Retail Pricing: \$14.99



### Outdoor Capsules

Item Number: 10757030  
UMRP/MAP: \$14.99  
Retail Pricing: \$14.99



### Impraprotect Capsules

Item Number: 10757720  
UMRP/MAP: \$19.99  
Retail Pricing: \$19.99



### SilkCare Capsules

Item Number: 10756190  
UMRP/MAP: \$9.99  
Retail Pricing: \$9.99



### CottonRepair Capsules

Item Number: 10757450  
UMRP/MAP: \$19.99  
Retail Pricing: \$19.99

# Miele Care Collection

## Product Overview - Laundry (T1)



### Aqua Pods

Item Number: 10813390  
UMRP/MAP: \$10.99  
Retail Pricing: \$10.99



### Cocoon Pods

Item Number: 10813430  
UMRP/MAP: \$10.99  
Retail Pricing: \$10.99



### Nature Pods

Item Number: 10813410  
UMRP/MAP: \$10.99  
Retail Pricing: \$10.99

# Trim Kits

## Product Overview

### H 6560 B Trim Kit




EBA 6767

Product	Item #	Description	Design	UMRP/MAP	Retail
EBA 6767	22996199USA	27" (70 cm) Trim Kit	ContourLine	\$379	\$379


### Steam Oven, Combi-Steam Oven XL, Speed Oven Trim Kit



EBA 6707



EBA 6708



EBA 6808



EBA 6808 brws



EBA 6808 obsw



EBA 6808 grgr

Product	Item #	Description	Design	UMRP/MAP	Retail
EBA 6707	22996292USA	27" (70cm) Trim Kit	ContourLine	\$379	\$379
EBA 6708	22996196USA	30" (76cm) Trim Kit	ContourLine	\$379	\$379
EBA 6808	22996197USA	30" (76cm) Trim Kit	PureLine	\$379	\$379
EBA 6808 brws	22996198CDN	30" (76cm) Trim Kit	PureLine Brilliant White	\$379	\$379
EBA 6808 obsw	22998302USA	30" (76cm) Trim Kit	PureLine Obsidian Black	\$379	\$379
EBA 6808 grgr	22998305USA	30" (76cm) Trim Kit	PureLine Graphite Grey	\$379	\$379



# Trim Kits

## Product Overview

### Coffee System and Microwave Trim Kit



EBA 6707 MC



EBA 6708 MC



EBA 6808 MC



EBA 6808 MC brws



EBA 6808 MC obsw



EBA 6808 MC grgr

Product	Item #	Description	Design	UMRP/MAP	Retail
EBA 6707 MC	24996293USA	27" (70cm) Trim Kit	ContourLine	\$379	\$379
EBA 6708 MC	24998303USA	30" (76cm) Trim Kit	ContourLine	\$379	\$379
EBA 6808 MC	24998302USA	30" (76cm) Trim Kit	PureLine	\$379	\$379
EBA 6808 MC brws	24998304USA	30" (76cm) Trim Kit	PureLine Brilliant White	\$379	\$379
EBA 6808 MC obsw	24998305USA	30" (76cm) Trim Kit	PureLine Obsidian Black	\$379	\$379
EBA 6808 MC grgr	24998307USA	30" (76cm) Trim Kit	PureLine Graphite Grey	\$379	\$379

### Convection Oven (24in) and Combi-Steam Oven XXL Trim Kit




EBA 6768



EBA 6868



EBA 6868 brws



EBA 6868 obsw

Product	Item #	Description	Design	UMRP/MAP	Retail
EBA 6768	22996001USA	30" (76cm) Trim Kit	CountourLine	\$379	\$379
EBA 6868	22996002USA	30" (76cm) Trim Kit	PureLine	\$379	\$379
EBA 6868 brws	22996706USA	30" (76cm) Trim Kit	PureLine	\$379	\$379
EBA 6868 obsw	22996003USA	30" (76cm) Trim Kit	PureLine	\$379	\$379

# Handles

## Product Overview



**Profi Handle  
DS 4040**

Item Number: 07337320  
UMRP/MAP Price: \$150  
Retail Pricing: \$150

Compatible: dishwashers and refrigeration



**Profi Slimline Handle**

Item Number: 07479080  
UMRP/MAP Price: \$150  
Retail Pricing: \$150

Compatible: dishwashers and refrigeration



**Classic Handle  
DS 4041**

Item Number: 07337290  
UMRP/MAP Price: \$150  
Retail Pricing: \$150

Compatible: dishwashers and refrigeration



**Square Handle  
DS 4042**

Item Number: 07338270  
UMRP/MAP Price: \$150  
Retail Pricing: \$150

Compatible: dishwashers and refrigeration



**Square Slimline Handle**

Item Number: 09225620  
UMRP/MAP Price: \$150  
Retail Pricing: \$150

Compatible: dishwashers and refrigeration



**Straight Handle  
DS 4044**

Item Number: 07374330  
UMRP/MAP Price: \$150  
Retail Pricing: \$150

Compatible: dishwashers and refrigeration



**Straight SF Handle**

Item Number: 07215411  
UMRP/MAP Price: \$150  
Retail Pricing: \$150

Compatible: dishwashers and refrigeration



**Straight Slimline Handle**

Item Number: 07482860  
UMRP/MAP Price: \$150  
Retail Pricing: \$150

Compatible: dishwashers and refrigeration



**Signature Handle  
DS 4045**

Item Number: 09119720  
UMRP/MAP Price: \$150  
Retail Pricing: \$150

Compatible: dishwashers and refrigeration

# Handles

## Product Overview



### Signature SF Handle

Item Number: 09020440  
UMRP/MAP Price: \$150  
Retail Pricing: \$150

Compatible: dishwashers and refrigeration



### Signature Slimline Handle

Item Number: 09225630  
UMRP/MAP Price: \$150  
Retail Pricing: \$150

Compatible: dishwashers



### PureLine Silhouette Handle DS 6808 – Clean Touch Steel™

Item Number: 09828400  
UMRP/MAP/Retail Price: \$149

Compatible: dishwashers, refrigeration, and built-in cooking appliances



### ContourLine Comfort Handle DS 6708 – Clean Touch Steel™

Item Number: 09828380  
UMRP/MAP Price: \$149  
Retail Pricing: \$149

Compatible: dishwashers, refrigeration, and built-in cooking appliances



### ContourLine ComfortSwivel Handle DS 6718 – Clean Touch Steel™

Item Number: 09828390  
UMRP/MAP Price: \$179  
Retail Pricing: \$179

Compatible: dishwashers, refrigeration, and built-in cooking appliances



### PureLine Silhouette Handle DS 6808 - Clean Touch Steel™/Black

Item Number: 09615950  
UMRP/MAP/Retail Price: \$149

CleanTouch Steel/Black brackets  
Compatible: built-in cooking appliances and custom panel dishwashers and refrigeration



### PureLine Silhouette Handle DS 6808 - Chrome/Brilliant White

Item Number: 09828410  
UMRP/MAP/Retail Price: \$149

Chrome/White brackets  
Compatible: built-in cooking appliances and custom panel dishwashers and refrigeration



### PureLine Silhouette Handle DS 6808 - Clean Touch Steel™/Truffle Brown

Item Number: 09951900  
UMRP/MAP/Retail Price: \$149

Clean Touch Steel™/Brown brackets  
Compatible: built-in cooking appliances and custom panel dishwashers and refrigeration

# Signature Handles

## Product Overview



**Classic - Obsidian Black Handle DS6808**

Item Number: 10083280  
UMRP/MAP/Retail Price: \$149

Aluminum powder coating/Black brackets  
Compatible: built-in cooking appliances and custom panel dishwashers and refrigeration



**Classic - Brilliant White Handle DS6808**

Item Number: 10083290  
UMRP/MAP/Retail Price: \$149

Aluminum powder coating/White brackets  
Compatible: built-in cooking appliances and custom panel dishwashers and refrigeration



**Classic - Truffle Brown Handle DS6808**

Item Number: 10083300  
UMRP/MAP/Retail Price: \$199

Aluminum powder coating/Brown brackets  
Compatible: built-in cooking appliances and custom panel dishwashers and refrigeration



**Gold - Obsidian Black Handle DS6808**

Item Number: 10083320  
UMRP/MAP/Retail Price: \$199

Aluminum with gold plating/Black brackets  
Compatible: built-in cooking appliances and custom panel dishwashers and refrigeration



**Gold - Brilliant White Handle DS6808**

Item Number: 10083330  
UMRP/MAP/Retail Price: \$199

Aluminum with gold plating/White brackets  
Compatible: built-in cooking appliances and custom panel dishwashers and refrigeration



**Gold - Truffle Brown Handle DS6808**

Item Number: 10083310  
UMRP/MAP/Retail Price: \$199

Aluminum with gold plating/Brown brackets  
Compatible: built-in cooking appliances and custom panel dishwashers and refrigeration



**Nature - Brilliant White Handle DS6808**

Item Number: 10083360  
UMRP/MAP/Retail Price: \$199

Chrome with weathered wood insert/White brackets  
Compatible: built-in cooking appliances and custom panel dishwashers and refrigeration



**Nature - Truffle Brown Handle DS6808**

Item Number: 10083340  
UMRP/MAP/Retail Price: \$199

Clean Touch Steel™ with wenge wood insert/Brown brackets  
Compatible: built-in cooking appliances and custom panel dishwashers and refrigeration

# Signature Handles

## Product Overview



**Vitro - Obsidian Black Handle DS6808**

Item Number: 10083380  
UMRP/MAP/Retail Price: \$199

Clean Touch Steel™ with Obsidian Black insert/  
Black brackets  
Compatible: built-in cooking appliances and custom  
panel dishwashers and refrigeration



**Vitro - Brilliant White Handle DS6808**

Item Number: 10083390  
UMRP/MAP/Retail Price: \$199

Chrome with Brilliant White insert/White brackets  
Compatible: built-in cooking appliances and custom  
panel dishwashers and refrigeration



**Vitro - Truffle Brown Handle DS6808**

Item Number: 10083370  
UMRP/MAP/Retail Price: \$199

Clean Touch Steel™ with Truffle Brown insert/Brown  
brackets  
Compatible: built-in cooking appliances and custom  
panel dishwashers and refrigeration





Miele, Inc.  
9 Independence Way  
Princeton, NJ 08540

[mieleusa.com](http://mieleusa.com)  
800.843.7231

Visit one of Miele's Experience Centers:

Beverly Hills  
Boca Raton  
Chicago  
Coral Gables  
Manhattan  
Princeton  
San Francisco  
Scottsdale  
Seattle  
Tysons Corner

— **1997** —

**Figure 6**

2

1  
 2  
 3  
 4  
 5  
 6  
 7  
 8  
 9  
 10  
 11  
 12  
 13  
 14  
 15  
 16  
 17  
 18  
 19  
 20  
 21  
 22  
 23  
 24  
 25  
 26  
 27  
 28  
 29  
 30  
 31  
 32  
 33  
 34  
 35  
 36  
 37  
 38  
 39  
 40  
 41  
 42  
 43  
 44  
 45  
 46  
 47  
 48  
 49  
 50  
 51  
 52  
 53  
 54  
 55  
 56  
 57  
 58  
 59  
 60  
 61  
 62  
 63  
 64  
 65  
 66  
 67  
 68  
 69  
 70  
 71  
 72  
 73  
 74  
 75  
 76  
 77  
 78  
 79  
 80  
 81  
 82  
 83  
 84  
 85  
 86  
 87  
 88  
 89  
 90  
 91  
 92  
 93  
 94  
 95  
 96  
 97  
 98  
 99  
 100  
 101  
 102  
 103  
 104  
 105  
 106  
 107  
 108  
 109  
 110  
 111  
 112  
 113  
 114  
 115  
 116  
 117  
 118  
 119  
 120  
 121  
 122  
 123  
 124  
 125  
 126  
 127  
 128  
 129  
 130  
 131  
 132  
 133  
 134  
 135  
 136  
 137  
 138  
 139  
 140  
 141  
 142  
 143  
 144  
 145  
 146  
 147  
 148  
 149  
 150  
 151  
 152  
 153  
 154  
 155  
 156  
 157  
 158  
 159  
 160  
 161  
 162  
 163  
 164  
 165  
 166  
 167  
 168  
 169  
 170  
 171  
 172  
 173  
 174  
 175  
 176  
 177  
 178  
 179  
 180  
 181  
 182  
 183  
 184  
 185  
 186  
 187  
 188  
 189  
 190  
 191  
 192  
 193  
 194  
 195  
 196  
 197  
 198  
 199  
 200  
 201  
 202  
 203  
 204  
 205  
 206  
 207  
 208  
 209  
 210  
 211  
 212  
 213  
 214  
 215  
 216  
 217  
 218  
 219  
 220  
 221  
 222  
 223  
 224  
 225  
 226  
 227  
 228  
 229  
 230  
 231  
 232  
 233  
 234  
 235  
 236  
 237  
 238  
 239  
 240  
 241  
 242  
 243  
 244  
 245  
 246  
 247  
 248  
 249  
 250  
 251  
 252  
 253  
 254  
 255  
 256  
 257  
 258  
 259  
 260  
 261  
 262  
 263  
 264  
 265  
 266  
 267  
 268  
 269  
 270  
 271  
 272  
 273  
 274  
 275  
 276  
 277  
 278  
 279  
 280  
 281  
 282  
 283  
 284  
 285  
 286  
 287  
 288  
 289  
 290  
 291  
 292  
 293  
 294  
 295  
 296  
 297  
 298  
 299  
 300  
 301  
 302  
 303  
 304  
 305  
 306  
 307  
 308  
 309  
 310  
 311  
 312  
 313  
 314  
 315  
 316  
 317  
 318  
 319  
 320  
 321  
 322  
 323  
 324  
 325  
 326  
 327  
 328  
 329  
 330  
 331  
 332  
 333  
 334  
 335  
 336  
 337  
 338  
 339  
 340  
 341  
 342  
 343  
 344  
 345  
 346  
 347  
 348  
 349  
 350  
 351  
 352  
 353  
 354  
 355  
 356  
 357  
 358  
 359  
 360  
 361  
 362  
 363  
 364  
 365  
 366  
 367  
 368  
 369  
 370  
 371  
 372  
 373  
 374  
 375  
 376  
 377  
 378  
 379  
 380  
 381  
 382  
 383  
 384  
 385  
 386  
 387  
 388  
 389  
 390  
 391  
 392  
 393  
 394  
 395  
 396  
 397  
 398  
 399  
 400  
 401  
 402  
 403  
 404  
 405  
 406  
 407  
 408  
 409  
 410  
 411  
 412  
 413  
 414  
 415  
 416  
 417  
 418  
 419  
 420  
 421  
 422  
 423  
 424  
 425  
 426  
 427  
 428  
 429  
 430  
 431  
 432  
 433  
 434  
 435  
 436  
 437  
 438  
 439  
 440  
 441  
 442  
 443  
 444  
 445  
 446  
 447  
 448  
 449  
 450  
 451  
 452  
 453  
 454  
 455  
 456  
 457  
 458  
 459  
 460  
 461  
 462  
 463  
 464  
 465  
 466  
 467  
 468  
 469  
 470  
 471  
 472  
 473  
 474  
 475  
 476  
 477  
 478  
 479  
 480  
 481  
 482  
 483  
 484  
 485  
 486  
 487  
 488  
 489  
 490  
 491  
 492  
 493  
 494  
 495  
 496  
 497  
 498  
 499  
 500  
 501  
 502  
 503  
 504  
 505  
 506  
 507  
 508  
 509  
 510  
 511  
 512  
 513  
 514  
 515  
 516  
 517  
 518  
 519  
 520  
 521  
 522  
 523  
 524  
 525

100